



# LUND UNIVERSITY

## REN21 - Renewables in Cities 2019 Global Status Report - Preliminary Findings

Couture, Toby; Busch, Henner; Hansen, Teis; Leidreiter, Anna

2019

[Link to publication](#)

*Citation for published version (APA):*

Couture, T., Busch, H., Hansen, T., & Leidreiter, A. (2019). *REN21 - Renewables in Cities 2019 Global Status Report - Preliminary Findings*.

*Total number of authors:*

4

### General rights

Unless other specific re-use rights are stated the following general rights apply:

Copyright and moral rights for the publications made accessible in the public portal are retained by the authors and/or other copyright owners and it is a condition of accessing publications that users recognise and abide by the legal requirements associated with these rights.

- Users may download and print one copy of any publication from the public portal for the purpose of private study or research.
- You may not further distribute the material or use it for any profit-making activity or commercial gain
- You may freely distribute the URL identifying the publication in the public portal

Read more about Creative commons licenses: <https://creativecommons.org/licenses/>

### Take down policy

If you believe that this document breaches copyright please contact us providing details, and we will remove access to the work immediately and investigate your claim.

LUND UNIVERSITY

PO Box 117  
221 00 Lund  
+46 46-222 00 00

# RENEWABLES IN CITIES

## 2019 GLOBAL STATUS REPORT



PRELIMINARY FINDINGS

2019



# REN21 MEMBERS

## INDUSTRY ASSOCIATIONS

Alliance for Rural Electrification (ARE)  
 American Council on Renewable Energy (ACORE)  
 Associação Portuguesa de Energias Renováveis (APREN)  
 Association for Renewable Energy of Lusophone Countries (ALER)  
 Chinese Renewable Energy Industries Association (CREIA)  
 Clean Energy Council (CEC)  
 European Renewable Energies Federation (EREF)  
 Global Off-Grid Lighting Association (GOGLA)  
 Global Solar Council (GSC)  
 Global Wind Energy Council (GWEC)  
 Indian Renewable Energy Federation (IREF)  
 International Geothermal Association (IGA)  
 International Hydropower Association (IHA)  
 Renewable Energy Solutions for the Mediterranean (RES4MED)  
 World Bioenergy Association (WBA)  
 World Wind Energy Association (WWEA)

## INTERGOVERNMENTAL ORGANISATIONS

Asian Development Bank (ADB)  
 Asia Pacific Energy Research Centre (APEREC)  
 ECOWAS Centre for Renewable Energy and Energy Efficiency (ECREEE)  
 European Commission (EC)  
 Global Environment Facility (GEF)  
 International Electrotechnical Commission (IEC)  
 International Energy Agency (IEA)  
 International Renewable Energy Agency (IRENA)  
 Islamic Development Bank (IDB)  
 Regional Center for Renewable Energy and Energy Efficiency (RCREEE)  
 Renewable Energy and Energy Efficiency Partnership (REEEP)  
 United Nations Development Programme (UNDP)  
 United Nations Environment Programme (UN Environment)  
 United Nations Industrial Development Organization (UNIDO)  
 World Bank (WB)

## NGOS

Association Africaine pour l'Électrification Rurale (Club-ER)  
 Climate Action Network International (CAN-I)  
 Council on Energy, Environment and Water (CEEW)  
 Energy Cities  
 Fundación Energías Renovables (FER)  
 Global 100% Renewable Energy Clean Cooking Alliance (CCA)  
 Global Forum on Sustainable Energy (GFSE)  
 Global Women's Network for the Energy Transition (GWNET)  
 Greenpeace International  
 ICLEI – Local Governments for Sustainability, South Asia  
 Institute for Sustainable Energy Policies (ISEP)  
 Jeunes Volontaires pour l'Environnement (JVE)  
 Mali Folkecenter (MFC)  
 Partnership for Sustainable Low Carbon Transport (SLoCaT)  
 Power for All  
 Renewable Energy Institute (REI)  
 World Council for Renewable Energy (WCREE)  
 World Future Council (WFC)  
 World Resources Institute (WRI)  
 World Wildlife Fund (WWF)

## MEMBERS AT LARGE

Michael Eckhart  
 Mohamed El-Ashry  
 David Hales  
 Kirsty Hamilton  
 Peter Rae

## GOVERNMENTS

Afghanistan  
 Brazil  
 Denmark  
 Germany  
 India  
 Mexico  
 Norway  
 South Africa  
 Spain  
 United Arab Emirates  
 United States of America

## SCIENCE AND ACADEMIA

AEE - Institute for Sustainable Technologies (AEE INTEC)  
 Fundación Bariloche (FB)  
 International Institute for Applied Systems Analysis (IIASA)  
 International Solar Energy Society (ISES)  
 National Renewable Energy Laboratory (NREL)  
 South African National Energy Development Institute (SANEDI)  
 The Energy and Resources Institute (TERI)

## CHAIR

Arthouros Zervos  
 National Technical University of Athens (NTUA)

## EXECUTIVE SECRETARY

Rana Adib  
 REN21

# ABOUT REN21

## REN21

### Renewable Energy Policy Network for the 21st Century

REN21 is an international policy network of passionate experts committed to building a sustainable energy future.

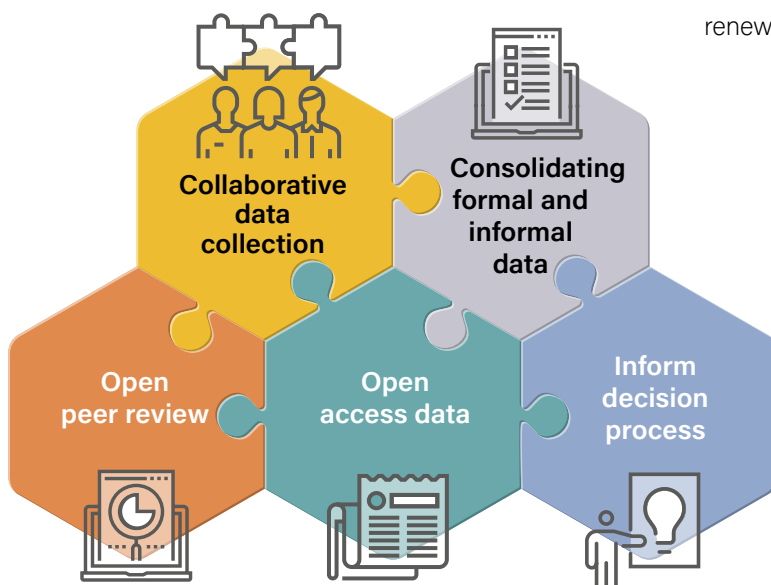
#### Building a sustainable energy future means...

- ... **having a vision:** REN21 stands for a renewables-based energy system.
- ... **making good decisions:** REN21 provides high-quality, up-to-date information to shape the energy debate.
- ... **telling a compelling story:** REN21 consolidates information about what is happening across the energy sector to prove that the global transition to renewable energy can happen.
- ... **inspiring and mobilising people:** REN21 builds on an international community of players from governments, inter-governmental organisations, industry, NGOs, and science and academia.

## REN21 data and reporting culture:

REN21 has developed a unique renewable energy reporting culture. REN21 is recognised as a neutral data and knowledge broker that provides credible and widely accepted information. The REN21 reporting culture comprises the following elements:

- Developing data collection processes that build on an international community of experts, allowing access to dispersed data and information that frequently are not consolidated and are difficult to collect;
- Consolidating formal (official) and informal (unofficial/unconventional) data gathered from a wide range of sources in a collaborative and transparent way (e.g., by using extensive referencing);
- Complementing and validating data and information in an open peer-review process;
- Using validated data and information to provide factbased evidence and to develop a supportive narrative to shape the global debate on the energy transition, monitor advancements and inform decision processes;
- Making data and information openly available so they can be used by people in their work to advocate for renewable energy.



Building on this process, REN21 has contributed significantly to making renewable energy visible in the global debate, drawing decision makers' attention to it and changing the norm in reporting and tracking. REN21 has been successful in "making the invisible visible" – beginning with its first status report on renewable energy in 2005 – and aims to continue in this mission by highlighting the critical role of cities in the renewable energy transition.



## ABOUT THIS REPORT

### Why cities?

Cities play an important role in developing and promoting the use of renewable energy. Data on local- and city-level renewable energy policies and achievements, however, are generally vast and decentralised; consolidated data are limited, and available data often are outdated. Compiling a comprehensive overview of city developments needs a dedicated process to accurately capture trends and progress.

REN21 is building on lessons learned from the GSR process to fill in some of these gaps and to showcase the many developments related to renewables at the city level. This information will appear in a new report series: *Renewables in Cities 2019 Global Status Report (REC-GSR)*. The REC-GSR will be the first comprehensive resource to map out the current trends and developments of renewable energy in cities. The result of a collaborative effort, the report series will be a powerful tool for accelerating transformations to renewables in cities, supporting city-level commitments and inspiring innovation in policy, financing and technology development. The preliminary findings presented here will serve as the basis for the first full report, to be released in September 2019.

### Cities are key players in the energy transition:





Municipal governments have played increasingly key roles in advancing the transition to renewable energy, complementing national and state/provincial frameworks. **This includes their roles as:**

- **Owners and operators** of municipal infrastructure (such as utilities, transport networks and district heating networks), developing renewable energy plants to run this infrastructure;
- **Energy consumers** in public buildings (such as government buildings and schools), using their buying power to purchase renewables;
- **Target setters**, committing to ambitious renewable energy goals;
- **Regulators and policy makers**, using their regulatory authority to expand urban renewable energy generation, such as through building codes and land-use planning;
- **Investors**, allocating public resources;
- **Facilitators**, enablers and conveners, bringing together diverse stakeholders to co-create solutions for the energy transition; and
- **Visionaries and champions**, setting a direction for change, establishing a vision for the future and pushing other stakeholders, including national and state/provincial governments.



### Data gaps exist on:

- Municipal policies / incentives to promote renewable energy deployment in power, heating and cooling, transport
- Generation capacities: Renewable energy, renewable electricity, renewable heating and cooling
  - Publicly owned (municipal, public utilities)
  - Within city boundaries
  - Community energy projects
- Renewable energy share in public transport, municipal fleets and shared transport economy
- Renewable energy share in urban district heating
- Degree of energy independence (Share of self-consumption)
- City-level policies to advance renewable energy
- Renewable energy investment in
  - Public municipal
  - Within city boundaries
  - Community energy projects
  - Public spending on renewable energy
  - Energy storage capacities
- City innovation to foster renewable energy uptake
- Penetration of digital technologies






## MAKING THE CONNECTIONS

Good decisions require good information. REN21's *Renewables Global Status Report (GSR)* tracks the annual development of renewables using the most up-to-date information and data available. Its neutral, fact-based approach documents in detail the annual developments in market, industry and policy. The report is a collaborative effort, drawing on an international network of more than 900 authors, contributors and reviewers from over 155 countries. Now in its 14th year, the GSR is the most frequently referenced report on renewable energy market, industry and policy trends.

Since the first edition of the GSR in 2005, REN21 has continuously expanded its reporting. To highlight regional trends, REN21 has developed Regional Renewable Energy and Energy Efficiency Status Reports and is now including reporting on renewable energy development in cities, considering the crucial involvement of cities in the energy transition and the existing data gap.

The Renewables in Cities 2019 Global Status Report builds on the success of the Renewables Global Status Report and focuses specifically on the state of renewables in cities around the world and on the role of local action in the renewable energy transition. It looks at trends and developments of renewable energy in cities and its associated benefits, including impacts on air pollution, energy security and access, and socio-economic issues. This publication will help improve understanding of cities' role in the energy transition, increase visibility for local action and showcase effective policies, finance and business models to inform decisions. The full publication will be available in September 2019.




### Access the reports:

[www.ren21.net/GSR](http://www.ren21.net/GSR)

[www.ren21.net/cities](http://www.ren21.net/cities)

**Bridging and  
building the  
energy future.**

[www.ren21.net](http://www.ren21.net)



San Diego, United States of America



# HOW TO GET INVOLVED

The production of the *Renewables in Cities 2019 Global Status Report* is a collaborative effort of many. More than 200 experts from around the world have contributed data so far, and data collection is still ongoing. We invite experts to share their expertise and to showcase renewable energy action in cities. To get involved, visit [ren21.net/cities](http://ren21.net/cities). You can also see who has contributed so far to this process.

## Who is getting involved?



More than  
**200**

experts have participated so far; many major city networks support REN21's reporting effort on cities



Nearly  
**50%**

of contributors are new members of the REN21 Community, indicating the attractiveness of this focus on cities in the energy transition



More than  
**40**

interviews with city or sector-specific experts from around the world.



■ **Support data collection:** Do you know of city targets, policies or innovative business models that are integrating renewable energy in buildings, industry, transport or power grids? How are cities mobilising finance and involving citizens in renewable energy projects? Your contribution will help increase visibility for local action and showcase examples so that we can jointly shape the debate on cities in the energy transformation.

■ **Peer review** the first draft of the full *Renewables in Cities Global Status Report* publication.

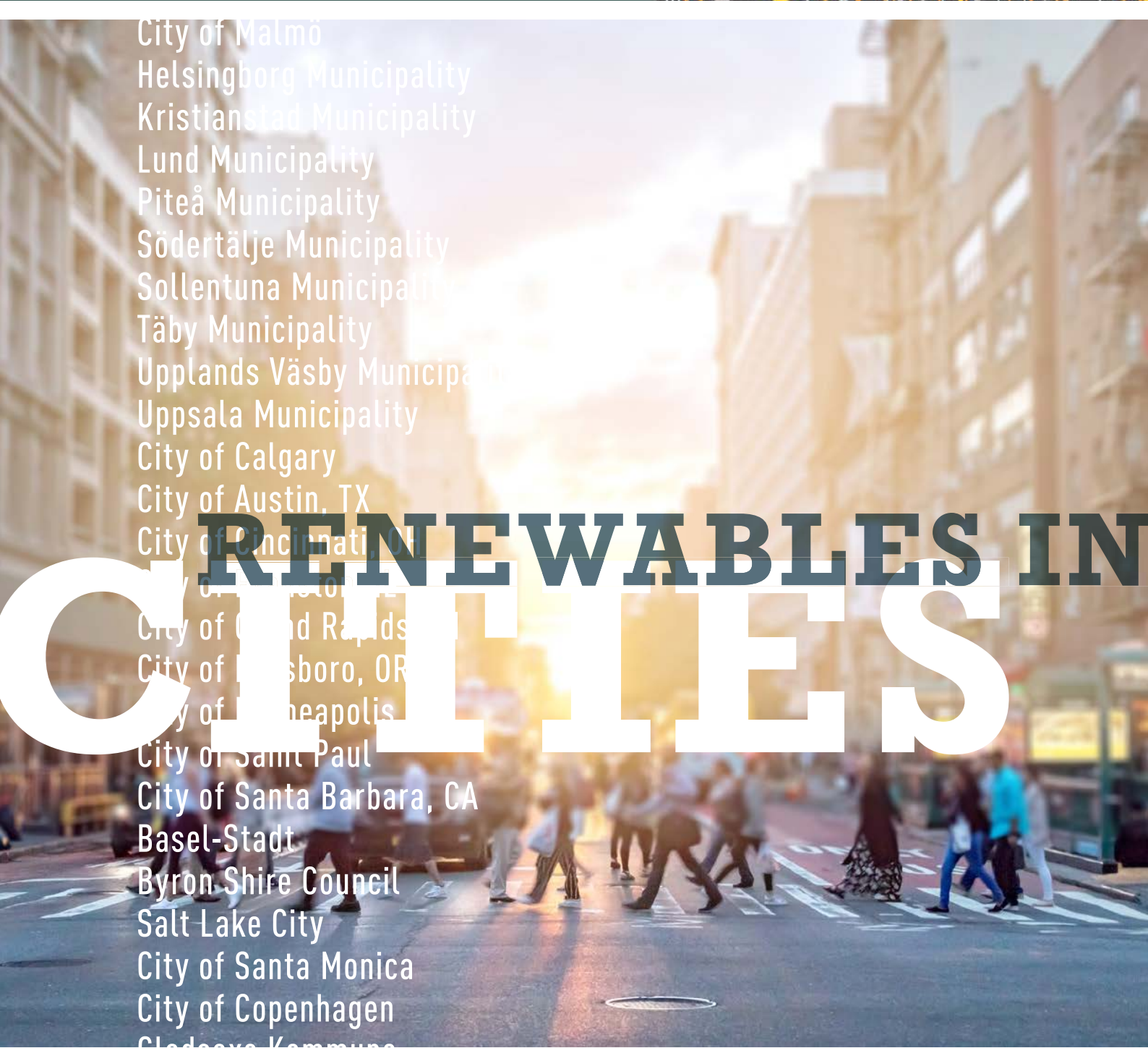
■ **Use open-access data** to advance your work, inform decision makers and advocate for renewable energy in cities.

## GET INVOLVED TODAY!

Pingtung, Chinese Taipei







City of Malmö  
Helsingborg Municipality  
Kristianstad Municipality  
Lund Municipality  
Piteå Municipality  
Södertälje Municipality  
Sollentuna Municipality  
Täby Municipality  
Upplands Väsby Municipality  
Uppsala Municipality

City of Calgary  
City of Austin, TX

City of Cincinnati, OH

City of Detroit, MI

City of Grand Rapids, MI

City of Hillsboro, OR

City of Minneapolis, MN

City of Saint Paul, MN

City of Santa Barbara, CA

Basel-Stadt

Byron Shire Council

Salt Lake City

City of Santa Monica

City of Copenhagen

Gloucester Kommune

City of Boulder

Oslo Municipality

City of San Diego

City of Stockholm

Greater Manchester

City of Columbia, SC

City of Vancouver

City of Fayetteville, AR

City of Park City, UT

# RENEWABLES IN CITIES



# RENEWABLES IN CITIES: PRELIMINARY FINDINGS

**C**ities<sup>i</sup> are at the forefront of the global energy transition.<sup>1</sup> By 2018, more than half the world's population – 4.2 billion people – lived in cities, up from 46.7% (2.9 billion people) in 2000.<sup>2</sup> Rapid urbanisation, coupled with population growth, has led to rising energy demand at the municipal level: in 2013, cities accounted for two-thirds of global energy demand, compared with less than half (45%) in 1990.<sup>3</sup> Cities also are important drivers of the global economy, with a growing number of cities – including London, Tokyo and New York – boasting economies larger than some G20 countries.<sup>4</sup> Meanwhile, cities account for around 75% of global carbon dioxide (CO<sub>2</sub>) emissions and play a key role in addressing climate change, including limiting the rise in global average temperature to 1.5 degrees Celsius above pre-industrial levels, in line with the Paris Agreement.<sup>5</sup>

Cities have taken a leading role in renewable energy deployment and are adopting some of the world's most ambitious targets for renewables, putting them at the forefront of the energy transition. This renewable energy action typically does not happen in isolation, but instead is part of wider urban planning efforts and broader initiatives to transition to livable, sustainable and low-carbon cities.<sup>6</sup>

City actions and policies driving renewables both supplement and complement frameworks that exist at the national and state/provincial levels. Many cities have used their direct regulatory and purchasing authority to shape renewable energy pathways within their jurisdictions. Some cities are able to accomplish more ambitious renewables goals than national and state/provincial bodies, as cities can tap into strengths such as their direct responsibility for providing services to residents and ensuring day-to-day quality of life, their contractual relationships with energy providers and large-scale users, and their authority to create incentives that drive lifestyle and development choices at the local level.

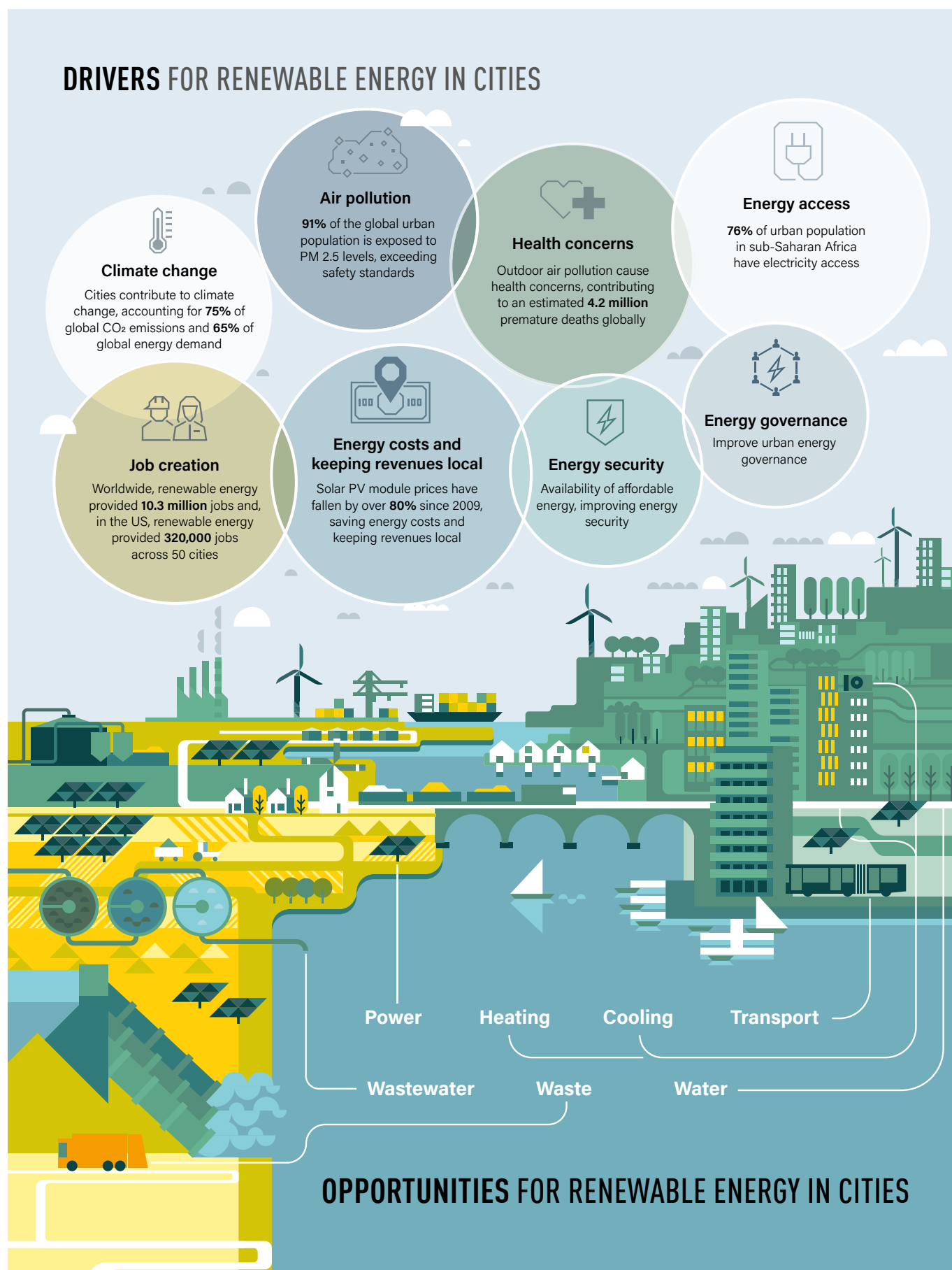
## DRIVERS FOR RENEWABLES IN CITIES

In their efforts to advance renewable energy, cities are driven by a wide range of objectives, including environmental (such as reducing air pollution and carbon emissions), socio-economic (such as reducing energy costs, providing energy access and creating local jobs) and energy security and governance goals.<sup>7</sup> (→ See *Figure 1*.) Renewables have the potential to achieve all of these objectives, and most cities pursue renewable energy for more than one of these reasons.

<sup>i</sup> No standardised international criteria exist to determine the boundaries of a city. In this report, "city" generally refers to the larger metropolitan area, although in some cases actions taken by particular town councils or boroughs within cities are highlighted. Beyond municipal government authorities, key city-level stakeholders include individual citizens, groups of citizens and private enterprises that are active within the realm of the city. "Urban areas" generally refers to districts within metropolitan areas that are more densely populated than suburban or peri-urban communities within the same metropolitan area. "Municipal government" refers specifically to the public administration or governing body of a city. See endnote 1.



FIGURE 1. Drivers and Opportunities for Urban Renewable Energy



Source: see endnote 7.

## ENVIRONMENTAL DRIVERS

Cities are vulnerable to the impacts of **climate change**. Sea-level rise and the increased frequency of extreme weather events such as floods, droughts and storms can affect city infrastructure, livelihoods and health.<sup>8</sup> The more than 1 billion people worldwide who live in urban slums and informal settlements are particularly vulnerable to climate impacts, as they often live close to waterfronts and along river banks.<sup>9</sup> In 2017, 70% of the 96 cities that belonged to the C40 network (which represents a total of 700 million people worldwide) reported that they had experienced negative effects linked to climate change.<sup>10</sup>

Cities are using distributed renewable energy technologies to make their energy systems more resilient to the weather-related impacts of climate change. For example, after hurricanes Irene and Sandy hit the US east coast in 2012, locations within the New York metropolitan area began investing in renewables and microgrids to help prevent power shortages during future storms.<sup>11</sup> To boost resilience and meet rising energy demand, Marcus Garvey Village, a low-income housing complex in the city of New York, installed a microgrid comprising a 400 kilowatt (kW) solar photovoltaic (PV) system, a 400 kW fuel cell system and a 300 kW battery storage system.<sup>12</sup>

Elsewhere in the United States, the city of Boulder (Colorado) implemented a solar-plus-storage system in 2018 that enables municipal operations to continue during power emergencies, and in early 2019 Chicago (Illinois) presented its roadmap for urban resilience, including a transition to 100% renewable energy.<sup>13</sup> In the African city of Kamenge (Burundi) – where 95% of the population does not have access to electricity and the national power supply cannot keep up with growing demand – the city has installed a 260 kW PV system at the Hospital University Center to provide more reliable energy.<sup>14</sup>

At the same time, cities are significant contributors to climate change, accounting for two-thirds of total energy demand and for around 75% of global CO<sub>2</sub> emissions.<sup>15</sup> Globally, the electricity and heating sectors (combined) and the transport sector account for a majority of CO<sub>2</sub> emissions from fuel combustion – contributing 42% and 24%, respectively – or 66% together – in 2016.<sup>16</sup> A large share of these emissions occur in cities: in 2018, one-fifth of global CO<sub>2</sub> emissions came from only 100 cities, including Guangzhou (China), London (United Kingdom), New Delhi (India) and Seoul (Republic of Korea).<sup>17</sup> Thus, cities must play a key role in reducing emissions, including by integrating renewable energy in their decarbonisation strategies.<sup>18</sup>

In addition, worldwide increases in road transport, industrial activity and power generation, as well as the open burning of waste in many cities contribute to elevated levels of **urban air pollution**. In many developing countries, the use of charcoal and fuelwood for heating and cooking in urban areas also contributes to poor indoor air quality. In 2016, an estimated 91% of the global urban population was exposed to fine particulate matter (PM 2.5) levels exceeding World Health Organization guidelines, and more than half of the urban population was exposed to air pollution levels at least 2.5 times above the safety standard.<sup>19</sup> High levels of ambient air pollution contributed to the deaths of some 4.2 million people worldwide in 2016.<sup>20</sup>

Reducing CO<sub>2</sub> and other harmful emissions and addressing **public health concerns** is a priority for local governments, and the deployment of renewables has become integral to city efforts in this context. Beijing (China) has been replacing coal-fired power generation with renewable energy since 2013, and in 2018, in a push to improve urban air quality, the city announced a target to achieve an 8% renewable energy share in its total final energy consumption by 2020.<sup>21</sup> Overall, the deployment of renewable energy in Chinese cities, along with energy efficiency measures, contributed to an estimated 12% reduction in average PM 2.5 concentrations in surveyed cities between 2017 and 2018.<sup>22</sup>



London, United Kingdom



## SOCIO-ECONOMIC DRIVERS

Cities are attracted to renewable energy solutions because of the many socio-economic benefits renewables offer. These include the potential to create new local industries and businesses as well as associated jobs. In developing and emerging economies in particular, cities are deploying renewables as a means to meet rising energy demand and to provide energy access to populations that previously were without electricity and/or lacked clean energy for cooking.


Significant reductions in renewable energy costs in recent years (particularly for wind power and solar PV, where module prices have fallen 80% since 2009) have only increased interest in renewables, providing cities with opportunities to reduce and more easily control **municipal energy expenses**.<sup>23</sup> In 2015, the city of Washington, D.C. (United States) installed solar panels on the roofs and parking lots of 34 government-owned facilities, driven by expected savings of USD 25 million over the 20-year duration of the power purchase agreement.<sup>24</sup> In 2018 the city announced a broader goal of achieving 100% renewable electricity by 2032.<sup>25</sup> In South Tarawa (Kiribati), the city government installed grid-connected solar systems totalling 548 kW on four buildings in 2016, a move that was expected to save the national government USD 290,000 in reduced diesel fuel consumption.<sup>26</sup>

In light of drastic cost reductions in renewables, municipal governments have been replacing imported fuels with local renewable energy as an opportunity to retain and attract local industries and businesses, thereby keeping revenue local and spurring **urban development**.<sup>27</sup> East Hampton (New York, United States) has set ambitious targets for 100% renewable electricity by 2020 and for 100% renewables use in heating and transport by 2030, with the aim of boosting the local economy and creating jobs.<sup>28</sup> In Europe, Stockholm (Sweden) has attracted companies to the city's data parks, which offer a combination of renewable power and waste heat recovery that is fed into the local district heating system.<sup>29</sup> Meanwhile, Freiburg (Germany) and Samsø (Denmark) are among a growing number of cities that have used their renewable energy strategies as branding tools to attract tourists, thereby stimulating the local economy.<sup>30</sup>

Worldwide, the number of **jobs** in renewable energy – for example, in research and development, project development, engineering, installation, and operation and maintenance – is increasing (to a total of 10.3 million in 2017).<sup>31</sup> In cities, the creation of employment opportunities is an important driver of policy implementation for renewables.<sup>32</sup> China is the leading country for renewable energy jobs, and many cities nationwide have experienced rapid growth in the sector: in Dezhou, in Shandong province, local policy support for solar power resulted in the presence of 120 solar companies by 2010.<sup>33</sup> In 2018, the United States was home to more than 320,000 renewable energy jobs across 50 cities, led by Los Angeles, California (41,000 jobs) and New York City (21,000 jobs).<sup>34</sup> In the Netherlands, a district heating project launched in 2008 in the former coal mining town of Heerlen – which uses an abandoned coal mine for geothermal energy production – has a specific focus on training former coal industry workers.<sup>35</sup>

Increasingly, cities in the developing world are adopting renewable energy policies and targets to advance **energy access**, particularly in suburban and peri-urban areas as well as in urban slums and informal settlements. Overall, energy access in cities is expanding, despite rapidly rising energy demand. In sub-Saharan Africa, nearly 76% of the urban population had access to electricity by 2016, up from only 60% in 2000.<sup>36</sup> However, worldwide, more than 110 million people in cities (and over 1.1 billion people in total) still lacked electricity in 2018, as the overall growth in the urban population offset gains in electricity access.<sup>37</sup> In many cities in the developing world (and in some industrialised countries), part of the population relies on the direct burning of inexpensive fuels such as charcoal and scrap wood for cooking and heating, affecting both ambient and indoor air quality.

Many cities have embraced distributed renewable energy systems as cost-effective options for providing access to modern energy services – including for electricity, space and water heating, and cooking fuel.<sup>38</sup> In 2012, the district of Kasese in western Uganda set a target for 100% electricity access by 2020 (as of 2015, only 7.6% of the district's 134,000 households had grid access) based on a transition to 100% renewables using micro-hydropower, solar PV, biomass and geothermal.<sup>39</sup> By 2015, tens of thousands more Kasese residents had acquired energy access – including many off-grid – and renewables were supplying energy to an estimated 26.8% of the district.<sup>40</sup> Numerous other efforts in Africa and worldwide support the deployment of distributed renewables for energy access in urban areas. In South Africa, the University of Witwatersrand in Johannesburg developed a 420 kW solar district heating system in 2018 to service 14 student residence buildings.<sup>41</sup>



Washington, United States of America





## ENERGY SECURITY AND GOVERNANCE

Cities have advanced the local production and use of renewable energy to address **energy security** challenges and to improve urban governance. The lack of energy security, referring to the absence of reliable access to affordable energy resources, can take a number of forms and results from wide-ranging factors including geopolitical instability, climate change impacts, fuel shortages and price fluctuations.<sup>42</sup> Many cities see a transition to renewables as a way to insulate their residents and economies from the risks associated with dependence on imported fossil fuels.<sup>43</sup> For example, energy security was a key factor behind the Ukrainian city of Zhytomyr's decision to adopt a target for 100% renewable energy by 2050.<sup>44</sup>

Cities also are advancing renewables in an effort to improve the **governance** of their energy systems. In Germany, Japan and the United States, the desire for more direct citizen or municipal ownership of key energy infrastructure (also referred to as energy democracy<sup>i</sup>) is playing an increasing role in city action.<sup>45</sup> A growing number of municipalities in these countries have taken ownership of infrastructure such as district heating systems, local power grids and generation assets – often as part of efforts to increase the share of renewables in the mix – and this trend is expanding elsewhere.<sup>46</sup> For example, the municipal government of Hamburg (Germany) used the results of a 2013 local referendum to purchase the city's electricity and gas distribution grids in 2014, and the city's district heating system in 2018.<sup>47</sup>

At the same time, cities are using renewable energy to provide civil society with the opportunity to participate in municipal initiatives, particularly in light of growing public demand for more ambitious climate action. (→ See *Civil Society* section.) The participation of local residents, organisations and others in renewable energy can take a variety of forms, including supporting the development of community energy projects.<sup>48</sup> For example, as part of its plan to generate 20% of electricity demand locally by 2050, Paris (France) is making public spaces and rooftops available to a local co-operative for the installation of solar PV plants, which also allows residents to invest in the co-op.<sup>49</sup>

## OPPORTUNITIES FOR URBAN RENEWABLE ENERGY

Cities are advancing renewable energy in the electricity, heating and cooling, and transport sectors. They also are developing cross-sectoral approaches, for example using urban waste and wastewater streams as feedstocks to produce biogas, biomethane and other renewable energy sources.<sup>50</sup> In many cities, there is growing recognition of the opportunities that exist in increasing the use of local, renewable energy sources, driving policy makers to adopt renewable energy targets and support policies.

In the **power sector**, the number of cities powered by at least 70% renewable electricity more than doubled between 2015 and early 2018 (from 42 to 101<sup>ii</sup>), including Auckland (New Zealand), Dar es Salaam (Tanzania), Nairobi (Kenya) and Seattle (United States) (→ See *Figure 2*).<sup>51</sup> Of the cities reporting, more than 275 cities use hydropower, 189 electricity and 184 solar PV.<sup>52</sup> More than 40 cities were already entirely powered by renewables, with the majority in Latin America (30), the US cities of Burlington (Vermont), Georgetown (Texas) and Rock Port (Missouri), as well as Reykjavik (Iceland) and Shenzhen (China).<sup>53</sup> Many cities boasted higher shares of renewable electricity than their national counterparts, showcasing their leadership in advancing renewables.

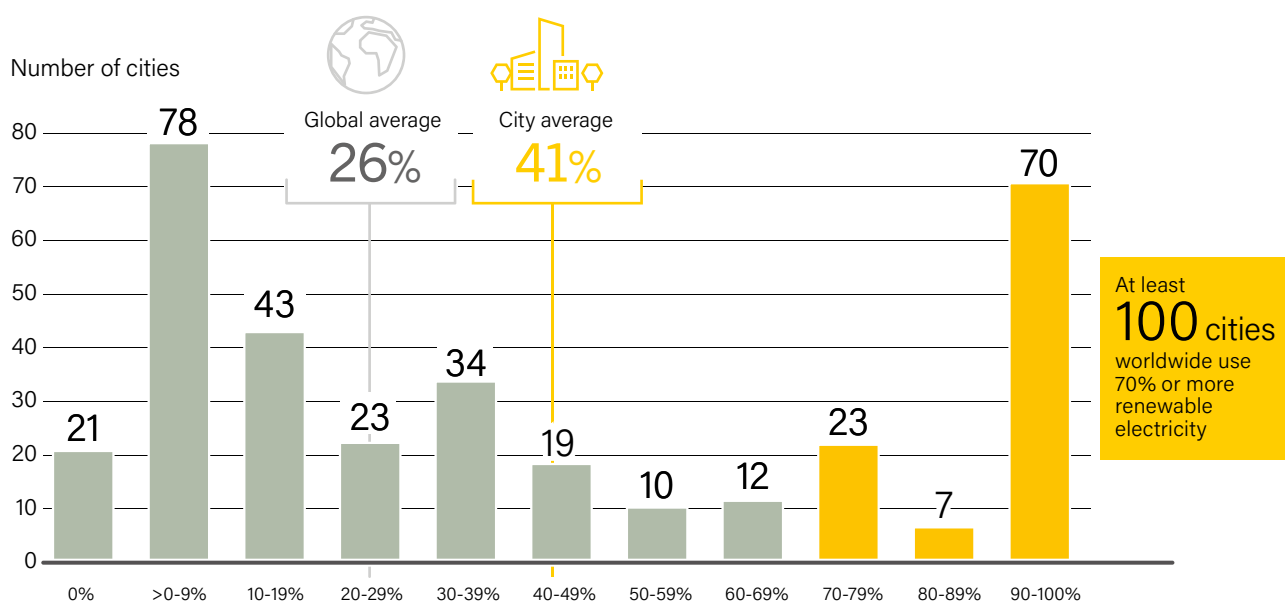
Cities are increasingly integrating renewables – such as bioenergy, geothermal and solar thermal – into their **heating and cooling sectors**. A growing number of cities are starting to promote the use of electric heating for both space and water heating, as these loads represent significant sources of flexible demand that can be used to ease the integration of variable renewable energy into the grid.<sup>54</sup> In cities across China, building codes requiring the installation of solar water heaters on residences, public buildings and other structures have helped increase the country's total solar thermal capacity to more than 375 GW – or 78% of global installed capacity – making China the world's largest market for solar thermal technologies.<sup>55</sup>



*District Heating, Russia*

i Energy democracy goes beyond national security of the energy supply to bringing energy resources and infrastructure under public or community ownership or control. See endnote 45.

ii Of the more than 570 cities that self-reported via CDP, more than 100 reported that they were sourcing at least 70% of their electricity from renewables. See endnote 51

**FIGURE 2.** Renewable Power Shares in Selected Cities, 2017

The figure shows shares of renewables in the electricity consumption of 340 cities that self-reported to CDP.

Note: City average is calculated based on the 340 cities shown.  
Categories include all values below the lower limit of adjacent category.

Source: see endnote 51.

Urban **district heating and cooling networks** provide an opportunity for cities to integrate renewables into the heating and cooling sector. Globally, bioenergy provides 95% of the renewable energy used in district heating, and has been growing rapidly at more than 5% annually during the period 2006-2017.<sup>56</sup> In Austria, more than 2,100 municipal district heating systems use local biomass purchased from local farmers as a primary fuel source.<sup>57</sup> Similarly, Saint Paul (Minnesota, United States), converted its district heating and cooling system to municipal wood waste, with 65 megawatts (MW) of heating capacity and 25 MW of power capacity and in early 2019 phased out coal completely.<sup>58</sup> In Tartu (Estonia), the district heating system is based primarily on biomass derived from local wood chips, combined with solar and geothermal; natural gas is used only when renewable energy sources are insufficient.<sup>59</sup>

Cities also are supporting the use of renewables in the **transport** sector, both through their own investments as well as through supportive regulation. Many cities are in the process of transitioning their public transit and/or municipal fleets to run on biofuels or hydrogen, or are increasing the number of electric vehicles (EVs) that they use. As the operating costs of EVs continue to fall, operators of fleet vehicles (such as city buses and trams, taxis and municipal vehicles) as well as car sharing companies are finding it increasingly attractive to go electric.<sup>60</sup>

In 2017, some 385,000 electric buses were operating in over 300 cities worldwide.<sup>61</sup> More than 98% of these buses were deployed in China, but the vehicles also were present in Berlin (Germany),

Moscow (Russian Federation) and Tshwane (South Africa).<sup>62</sup> The European EV bus market has expanded in recent years, and in 2017 some 1,250 EV buses were ordered in the region, representing 10% of the city bus market.<sup>63</sup> In 2018, an estimated 5% of city buses registered in Western Europe and Poland were electric.<sup>64</sup>

While EVs and other forms of electrified transport by themselves do not increase the renewable share of energy consumption, they enable the use of renewable electricity in the transport sector. For example, in 2018 Santiago (Chile) commissioned a 100 MW solar PV park to supply more than half the electricity demand of its underground rapid transit system.<sup>65</sup> In Melbourne (Australia), the city's entire tram system of 410 cars is transitioning to solar power, supplied by electricity from a 35 MW solar PV plant slated for completion in 2019.<sup>66</sup> In New Delhi (India), trains of the Delhi Metro Rail Corporation are being powered in part by off-site solar PV, while auxiliary services such as lighting and air conditioning are being powered by on-site rooftop solar PV.<sup>67</sup>

Commonly, municipalities are responsible for managing the large volumes of **waste and wastewater** produced at the city level – and increasingly, they must face the social, economic, environmental and health impacts of this mounting waste. In 2017, more than 80% of urban wastewater was still being discharged directly into the world's waterways: the city of Lagos (Nigeria) alone generated 1.5 million cubic metres of wastewater every day, most of which flowed untreated into the Lagos Lagoon.<sup>68</sup> The world's cities also generated some

2 billion metric tonnes of solid waste. In 2016, an amount that is projected to increase 70% by 2050, to 3.4 billion tonnes.<sup>69</sup> When landfilled, the organic portion of municipal solid waste can release large amounts of methane, which, if not captured to be flared or used, can contribute significantly to global warming.<sup>70</sup>

By developing waste-to-energy – particularly waste-to-biogas – cities have the opportunity to minimise the environmental and other impacts of their urban waste while producing a local, renewable energy source. Because biogas is created through the anaerobic digestion of any organic material, in cities it can be produced from the organic portion of municipal solid waste, from restaurant waste, from wastewater sludge and from waste from surrounding agri-businesses. Biogas can provide heat and electricity and also can be upgraded to biomethane, a renewable substitute for natural gas that can be injected into the natural gas grid or used to fuel natural gas vehicles.<sup>71</sup>

As of 2018, more than 10,000 digesters in Europe and more than 2,200 sites in all 50 US states were producing biogas, often in or close to cities.<sup>72</sup> Although the technology has been deployed mainly in Europe and North America, it is expanding elsewhere: in Yabu City (Japan), a new waste-to-biogas production facility that will convert farm and food waste into renewable energy is scheduled to begin operation in 2019.<sup>73</sup> The plant will convert biogas produced from the digestion process into some 1.4 megawatt-hours (MWh) of electricity per year, and the waste heat will be used by a nearby greenhouse.<sup>74</sup>

In Europe, more than 500 biomethane installations were in operation as of the end of 2018, many of them in cities.<sup>75</sup> Across Sweden, more than 60% of municipalities collect food waste for energy purposes, producing an estimated 5.2 PJ of biomethane annually that can be injected into the local gas grid for use as a transport fuel.<sup>76</sup> In Kalundborg (Denmark), a biogas plant will use 300,000 tonnes of factory waste to produce 8 million cubic metres of biomethane per year.<sup>77</sup> In Beerse (Belgium), a digester facility that uses garden and vegetable waste from local households to produce heat and electricity in an existing combined heat and power (CHP) plant was upgraded in 2018 to transform 25% of the biogas into biomethane.<sup>78</sup>

Elsewhere, an organic waste-to-energy plant in Rialto (California) processes 700 tonnes of food and 300 tonnes of biosolids daily to produce biomethane and electricity.<sup>79</sup> Biomethane plants also are being developed rapidly in China, where some 140 plants were in operation country-wide by the end of 2018, including sludge-to-energy systems in Beijing, Changsha, Chengdu, Hefei and Jinmen.<sup>80</sup> In Karachi (Pakistan), a new bus rapid transit system with more than 200 public buses, due to start operating in 2020, will be powered by biomethane produced from 3,200 tonnes of cow manure.<sup>81</sup>

## CITY LEADERSHIP IN THE GLOBAL ENERGY TRANSITION

In many parts of the world, cities have developed ambitious targets for renewable energy deployment and are implementing innovative projects as a result. In numerous cases, these commitments and actions at the municipal level have exceeded the ambition at the national and state/provincial levels, making cities leaders in accelerating the worldwide transition to renewables.<sup>82</sup>

City policies can supplement and complement renewable energy policies designed at other levels of government. Many city-level strategies are informed to some extent by national strategies and policies; however, the intensity of co-operation between municipal governments and national and state/provincial governments (referred to as vertical integration or multi-level governance<sup>ii</sup>) varies widely.<sup>83</sup> In some cases, cities have been held back in their renewable energy ambitions because of policies at a national or state/provincial level, or because of a lack of local ownership.<sup>84</sup> This may occur, for example, when actors other than the city government have full or partial control of urban infrastructure systems (electricity, waste, water), whether by regulation, through the presence of public-private partnerships, or in the case of direct ownership and funding from the national or state/provincial level.<sup>85</sup>

In cases of shared jurisdiction, transforming the energy systems at the city level may require support from the national and state/provincial governments.<sup>86</sup> In some instances, national governments may develop incentives that encourage renewable energy action at the city level, in addition to providing cities with access to financial and other resources. In 2018, the Indian government allocated INR 1 billion (around USD 15.8 million) to 60 cities across the country to develop a combined 8.1 MW of solar PV projects and to install solar water heating systems covering 7,894 square metres of collector area.<sup>87</sup> The government of Canada has committed CAD 21.9 billion (USD 16.2 billion) in green infrastructure funding, some of which is directly available to cities to invest in local priorities.<sup>88</sup>



*Rio de Janeiro, Brazil*

i Methane gas created in landfills has 21 times the near-term global warming potential of CO<sub>2</sub> and accounts for 14% of global greenhouse gas emissions. For example, the EU tackles landfill gas under its Climate and Energy Package, and in the United States regulations require that landfill gas containing high concentrations of methane be prevented from going beyond the landfill boundary. See endnote 70

ii Vertical integration refers to close co-operation and collaborative decision making between different levels of government. In this type of governance arrangement, national and state/provincial governments are able to work with cities to provide incentives, funding and larger policy mandates than cities could provide on their own.



Climate action at the city level has contributed to national-level commitments to reduce greenhouse gas emissions and to take steps towards climate mitigation and adaptation. For example, as part of their Nationally Determined Contributions (NDCs) submitted under the Paris Agreement, 113 national governments out of 164 made commitments as of 2016 to support the transition to low-carbon cities.<sup>89</sup>

By contributing to wider global efforts, municipal governments ensure that city voices are represented at the national and international levels, while national and state/provincial governments are able to connect more directly with communities to understand local priorities and create more effective policies.<sup>90</sup>

At the Climate Summit for Local Leaders, held in parallel to the 2015 United Nations climate negotiations in Paris, 440 mayors from five continents demonstrated their willingness to partner globally by committing to reduce 3.7 gigatonnes of urban greenhouse gas emissions annually by 2030.<sup>91</sup> Since then, cities worldwide have accelerated their efforts to address climate change, including through energy efficiency improvements and renewable energy deployment.

City-level climate commitments often have exceeded the ambitions of the country-level NDCs, highlighting the importance of vertical co-operation.<sup>92</sup> For example, in response to the withdrawal of the United States from the Paris Agreement in 2017, the US Conference of Mayors – representing more than 1,400 cities nationwide – adopted a resolution in support of 100%

renewables; similarly, the We Are Still In coalition, which includes more than 280 US cities and counties, pledged to honour the Paris Agreement.<sup>93</sup> In Japan, 158 local governments, businesses, non-governmental organisations and research institutions signed the Nagano Declaration in 2017, committing to increase co-operation and accelerate the transition to 100% renewable energy cities.<sup>94</sup>

At both the national and international levels, networks of municipal governments have expanded their scope and membership to increase their capacity, share learning on climate and energy solutions, and inspire other cities to act. In 2018, another 1,800 signatories joined the Global Covenant of Mayors – committing to actions to address climate change, including scaling up renewable energy – bringing the total number of signatories to 9,400 municipalities, representing some 770 million people or nearly 10% of the global population.<sup>95</sup> Similarly, by the end of 2018, the international network C40 connected 96 cities (representing more than 700 million people and 25% of gross world product) to take climate action, and ICLEI – Local Governments for Sustainability united more than 1,750 local and regional governments committed to sustainable urban development, representing more than a quarter of the global urban population.<sup>96</sup> In early 2019, ICLEI began collaborating with CDP to streamline the process of city climate reporting, including on renewable energy, by engaging in joint reporting.<sup>97</sup>



*Hills of east San Francisco bay, California, United States of America*

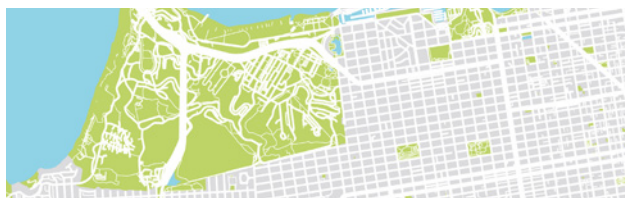


i Since 2017, the group has formally brought together the EU's Covenant of Mayors and the Compact of Mayors to advance the city-level transition to a low-emission, climate-resilient economy and to demonstrate the global impact of local action. See endnote 95.

## AMBITIONS, TARGETS AND POLICIES

To advance the energy transition within their jurisdictions, many cities have committed to ambitious renewable energy targets. Cities are using a diverse toolbox of policy mechanisms to help achieve these targets, including regulatory policies, such as obligations, building codes and outright bans of certain technologies and fuels; fiscal and financial incentives, including tax incentives and low-interest loans; and public financing mechanisms, such as public procurement and direct public investment.<sup>98</sup> (→ See Table 1.)

As at the national level, most of the support for renewables at the city level has been directed towards the electricity sector. However, policies supporting the use of renewables in the heating, cooling and transport sectors, as well as measures linking renewables and energy efficiency, are gaining momentum.



## TARGETS

By the end of 2018, more than 200 cities worldwide had committed to 100% renewable electricity in the **power** sector, with target years ranging between 2020 and 2050.<sup>99</sup> (→ See Figure 3.) In the United States alone, more than 100 cities and towns had established targets for 100% renewables by year's end, including most recently Cincinnati (Ohio), Minneapolis (Minnesota) and Washington, D.C.<sup>100</sup> Many other cities, such as Adelaide (Australia), have adopted targets for renewable energy use in municipal operations, with the intention of setting an example for businesses and civil society to follow.<sup>101</sup> Some cities – including Malmö (Sweden) and Breckenridge (Colorado) – first set targets for renewables in government operations, then later extended them to municipality-wide targets.<sup>102</sup>

Cities also have made commitments for renewable-based **heating and cooling**. In 2018, 19 cities across five continents, representing 130 million people, pledged through C40 to ensure that all new buildings are net-zero carbon<sup>i</sup> by 2030, including through the use of renewables in heating and cooling.<sup>103</sup> These signatory cities also set a target to expand their net-zero carbon goal to cover all buildings by 2050.<sup>104</sup> By the end of 2018, more than 110 cities and municipalities had adopted targets for 100% renewable heating and cooling.<sup>105</sup> (→ See Figure 3.)

TABLE 1. Overview of Selected Renewable Energy Policies in Cities

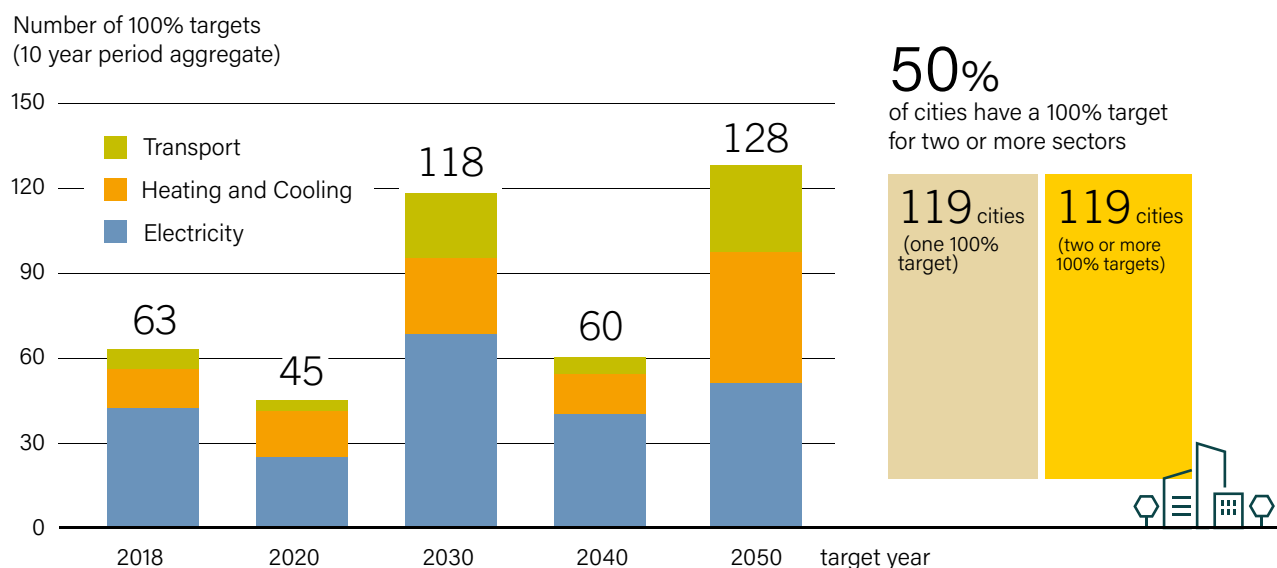
Policy Type	Policy Definition
Targets	<b>Target:</b> An official commitment, plan or goal set by a government (at the local, state, national or regional level) to achieve a certain amount of renewable energy or energy efficiency by a future date. Targets may be backed by specific compliance mechanisms or policy support measures. Some targets are legislated, while others are set by regulatory agencies, ministries or public officials.
Regulatory policies	<b>Mandate/obligation:</b> A measure that requires designated parties (consumers, suppliers, generators) to meet a minimum – and often gradually increasing – standard for renewable energy (or energy efficiency), such as percentage of total supply, a stated amount or capacity, or the required use of a specified renewable technology.
	<b>Building codes and standards:</b> Rules specifying the minimum standards for buildings. These can include standards for renewable energy and energy efficiency that are applicable to new and/or renovated and refurbished buildings.
	<b>Congestion charge:</b> Money motorists must pay to drive in some city centres. Congestion charges are intended to reduce traffic within designated areas.
Fiscal/financial incentives	<b>Fiscal incentive:</b> An incentive that provides individuals, households or companies with a reduction in their taxes, whether sales taxes, income taxes, or other.
	<b>Subsidy:</b> A financial contribution made by (or on behalf of) a government or a public body to support a particular action or project.
Public investment and procurement policies	<b>Tendering:</b> A procurement mechanism by which renewable energy supply or capacity is competitively solicited from sellers, who offer bids at the lowest price that they would be willing to accept. Bids may be evaluated on both price and non-price factors.
	<b>Public procurement:</b> A commitment by a given level of government to purchase only certain products and services that comply with their own procurement policies and standards. Such standards can include environmental and energy performance criteria, such as commitments to purchase only zero-emission vehicles.

Source: see endnote 98

Note: this table summarises renewable energy policies at a city level; the full Renewables in Cities 2019 Global Status Report will provide a more comprehensive overview.

i A net-zero carbon building is defined as a building that is highly energy efficient and fully powered from on-site and/or off-site renewable energy sources. See World Green Building Council, "What is net zero?" <https://www.worldgbc.org/advancing-netzero/what-net-zero>, viewed 10 May 2019.



**FIGURE 3.** Overview of Existing 100% Renewable Energy Targets in Cities, 2018

Note: Data included in this figure were compiled by ICLEI and The Global 100% Renewable Energy Platform with material provided by a variety of stakeholders, including CDP, CAN, C40, IRENA, Sierra Club, Renewable cities (2018); and may not be comprehensive.

Source: see endnote 102.



*Amsterdam, Netherlands*



For example, Munich (Germany) adopted a target in 2018 for a 100% renewable district heating network by 2040, joining cities such as Amsterdam (the Netherlands), Helsingborg (Sweden), Osnabruck (Germany) and Vienna (Austria).<sup>106</sup> Gothenburg (Sweden) has committed to phasing out fossil fuels in its district heating system entirely by 2030, replacing them with renewables and waste heat from industry.<sup>107</sup>

In addition, some cities have committed to using biofuels and EVs in the **transport** sector. In general, these measures are part of broader strategies to promote the use of lower-carbon transport technologies and mobility options.<sup>108</sup> By the end of 2018, more than 70 cities and municipalities had committed to using 100%

renewable energy in the transport sector.<sup>109</sup> (→ See Figure 3.) In 2018, San Francisco (United States) announced renewable power targets for its transit rail system of 50% by 2025 and 100% by 2045, joining existing pledges by Oslo (Norway) to power its public bus fleet with renewables by 2020 and by Helsinki (Finland) to fuel all city buses and heavy-duty vehicles with renewables by 2020.<sup>110</sup>

In some cases, cities have adopted comprehensive targets that cover all three sectors of energy end-use (electricity, heating and cooling, and transport). By the end of 2018, around 50 cities and municipalities had committed to 100% renewable energy in all of these sectors.<sup>111</sup> (→ See Figure 3.)

i Renewable energy in transport is often part of broader plans to reduce energy demand by expanding infrastructure for cycling, walking and public transit.

## REGULATORY POLICIES

Cities often use a mix of regulatory policies to advance renewable energy, helping to guide the decisions of developers, businesses, investors and residents alike. In 2010, Copenhagen (Denmark) developed a plan to transition its district heating system to renewable energy sources (including solar, geothermal, biomass, biogas and waste heat) that relies on a broad variety of policy mechanisms. These include obligations requiring building owners to connect to the network (with a nine-year grace period for existing buildings), tax incentives, zoning rules and a tariff regime designed to ensure cost-recovery for operators of different heating and CHP projects on the network.<sup>112</sup> Supporting policies in the country, such as CO<sub>2</sub> pricing, have helped speed the transition by making carbon-intensive sources of heating comparatively more expensive, and are combined with tax exemptions specifically for biomass, biogas and solar thermal heating sources to make renewable options cheaper.<sup>113</sup>

Through the use of **mandates and obligations**, cities can influence the adoption and penetration of renewable energy technologies within a specific sector. For example, Chandigarh (India) mandates the use of solar hot water in industry, hotels, hospitals, prisons, canteens and housing complexes, as well as in government buildings and new residential construction.<sup>114</sup> Numerous cities in Brazil have adopted solar mandates, including São Paulo, where 40% of the energy for heating water in new residential and commercial buildings must now come from a solar source.<sup>115</sup> Municipal solar water heating mandates also exist in Barcelona (Spain), Bangalore (India), Beirut (Lebanon) and Rosario (Argentina), among others.<sup>116</sup>

As of 2012, Belgrade (Serbia) has required all new buildings and all public buildings to connect to the local district heating system, a move that has helped guarantee demand and that was key to unlocking the needed investments.<sup>117</sup> Belgrade's experience builds on similar district heating obligations in cities across Europe, including in systems with higher shares of renewable energy in the mix, such as Copenhagen (Denmark), Hamburg (Germany) and Tartu (Estonia).<sup>118</sup>



Many cities have adopted **building codes** that require the use of low-emissions energy sources and building-integrated renewables, in particular for new buildings.<sup>119</sup> For example, Vancouver (Canada) developed building codes requiring that all new buildings be zero emissions by 2030, and in 2018 Tübingen (Germany) introduced building codes that require the installation of solar PV on all new buildings.<sup>120</sup> Many Chinese cities have enacted building codes requiring the installation of solar water heaters, a measure that has helped make China the world's largest market for solar thermal technologies – with 375.4 GW of capacity, or 78% of the global total.<sup>121</sup>

In addition, many cities are implementing **restrictions** on certain energy technologies and favouring renewable-based alternatives, most notably in the transport sector. Vehicle-related restrictions are directed mainly at internal combustion engine vehicles (especially diesel), although some apply more broadly to older, heavily polluting models. As of early 2019, 15 major cities around the world had plans to ban or heavily restrict the use of diesel vehicles, and circulation restrictions for petrol and/or diesel-powered vans have been adopted in Athens (Greece), Brussels (Belgium), Lisbon (Portugal), Madrid (Spain), Mexico City (Mexico), Paris (France) and Rome (Italy).<sup>122</sup> Cities also have imposed restrictions on other energy sources, as major Chinese cities have done with the use of coal for residential heating.<sup>123</sup>

Also in the transport sector, cities are using **congestion charges** to discourage drivers (particular drivers of more polluting vehicles) from entering their city centres, often coupled with fee exemptions for alternative fuel or low-emission vehicles. In early 2019, London revamped its congestion charge<sup>i</sup> – originally intended to reduce traffic in the 21-square-kilometre city core – to allow exemptions exclusively for zero-emission vehicles and to eventually cover most of the city by 2021.<sup>124</sup> Congestion charges also are in place in Singapore and Stockholm and are scheduled to take effect in New York in 2021.<sup>125</sup> Other cities, such as Berlin (Germany), have created low-emission zones that restrict the use of more-polluting vehicles, imposing fines for non-compliance.<sup>126</sup>



Chandigarh, Punjab, India



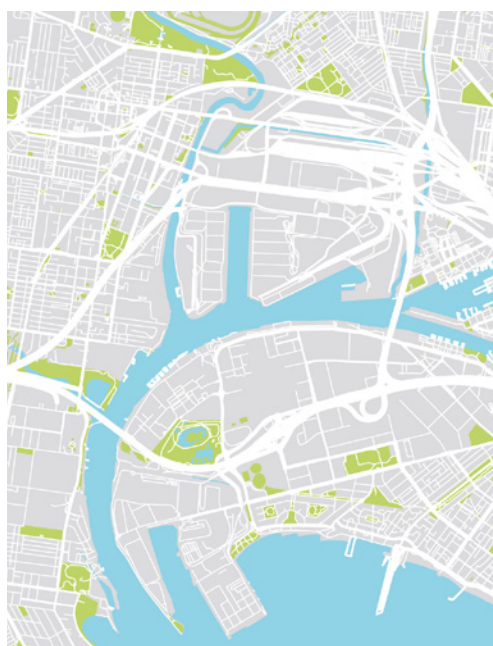
i Since being adopted in 2003, London's congestion charge has reduced the number of cars on the road in the city centre by roughly 30%. See endnote 124



## FISCAL AND FINANCIAL INCENTIVES

**Financial incentives** – such as rebates, tax incentives and low-interest loans for renewable energy – have been used not only at the national level (for example, in Canada, China, Mexico, Norway and the United Kingdom), but also at the city level.<sup>127</sup> The City Council of Washington, D.C. offers a personal property tax exemption for investments in various renewable energy technologies, including solar thermal and solar PV.<sup>128</sup> In a suburb of Melbourne (Australia), the Darebin Council's newly launched Solar Saver programme helps residents finance 1 kilowatt (kW) to 5 kW of solar panels interest-free over a 10-year period.<sup>129</sup> The Council is able to buy the solar panels without paying the local sales tax, and the programme enables residents to repay their system gradually from the savings on their electricity bills. By the end of 2018, Darebin had 18 MW of installed solar PV capacity, which it aimed to double in the coming four years.<sup>130</sup>

Cities are using investment grants and other forms of direct **subsidies or rebates** to support the development of renewable heating and cooling. In 2017, Grenoble (France) established a Local Heating Fund to support small-scale renewable heating projects.<sup>131</sup> Low-interest loan funds (i.e., concessional loans) are available at the city level in Brussels (Belgium) and in Amsterdam and Delft (the Netherlands).<sup>132</sup> In the United States, a programme in Boulder (Colorado) uses rebates to help fund the installation of residential electric heat pumps, which can replace natural gas-fuelled heating systems and provide new access to cooling for the city's many homes that lack air conditioning.<sup>133</sup> Coupled with Boulder's target for 100% renewable energy use, the programme will help ensure that city residents have access to renewable heating and cooling resources at an affordable price.<sup>134</sup>



Melbourne, Australia

## PUBLIC INVESTMENT AND PROCUREMENT POLICIES

Many cities have used their purchasing power to directly invest in renewable energy technologies, for example by adding environmental or performance standards to their **public procurement** policies. For example, the metropolitan areas of Malmö and Lund (both in Sweden) have used environmental criteria in the procurement of their public transport fleets: as of 2015, renewable fuels (mainly biogas and biodiesel) accounted for more than 53% of the fuel mix used in the cities' 1,000-plus public buses.<sup>135</sup> City governments throughout Latin America are stepping up their purchases of electric buses, and in 2017 San Francisco (United States) procured a total of 61.7 MW of wind energy and 45 MW of solar PV to provide renewable electricity to its rapid transit system.<sup>136</sup>

Auckland, New Zealand



## BUSINESS MODELS DRIVING RENEWABLES IN CITIES

The development of renewable energy markets – both at the national level and in cities – is being driven not only by national, sub-national and municipal policies, but also by rapid reductions in the costs of renewable energy technologies.<sup>137</sup> In cities, renewables provide energy to all three of the end-use sectors (power, heating and cooling, and transport), but large variations in markets reflect urban specificities. (The full *Renewables in Cities 2019 Global Status Report* will provide a more detailed overview of urban renewable energy market developments up to 2018.)

A variety of business models exist that enable city governments, local businesses, citizens and large corporations to use or develop renewable energy – some of which consider the specific city context. These diverse business models have emerged in response to a mix of factors, including price reductions in renewable energy, supportive tax policies, new digital technologies, and changes in consumer awareness and behaviour. While innovation in renewable energy business models previously was limited mainly to the electricity sector, new opportunities are increasingly available in the heating, cooling and transport sectors as well.

City governments and local businesses have used **renewable energy certificates**, or RECs, to purchase specific amounts of renewable electricity in bulk. RECs typically represent 1 MWh of certified renewable electricity production, enabling city governments and businesses to purchase the certificates to meet part or all of their annual electricity needs, rather than investing directly in renewable energy technologies (e.g., on their rooftop or on adjacent land). In Burlington (Vermont, United States), the municipal utility uses a mixed approach to supplying electricity, meeting a portion of the demand with a local biomass plant (in which it has a 50% ownership share) combined with the purchase of RECs from renewable energy projects in the region, including wind, solar and small hydropower.<sup>138</sup>

In many cities, municipal governments and companies use third-party **power purchase agreements** (PPAs) with renewable electricity suppliers to buy renewable electricity directly. In some cases, as in the US cities of Cincinnati (Ohio) and Garland (Texas), the power is purchased directly from project developers.<sup>139</sup> In a different approach, the City of Melbourne (Australia) joined with cultural institutions, universities, local companies and other municipalities in the area to collectively purchase renewable electricity from a newly built 80 MW wind farm.<sup>140</sup> This combined purchasing power enabled the construction of the wind farm, while at the same time allowing the Melbourne City Council to be powered by 100% renewable electricity.<sup>141</sup> In another form of agreement, the “virtual PPA”, no physical exchange of electricity takes place, but the individual, municipal government or company agrees to purchase a specific amount of renewable energy every year to help the project obtain financing; the renewable generation then becomes part of the region’s overall electricity supply mix.


Cities typically do not act alone in their efforts to advance renewables; they often work in parallel with a growing number of businesses and private sector partners that are seeking to promote renewable energy. For example, solar leasing companies such as Sunrun, Sungevity, SolarCity, Vivint (all active in North America) are enabling customers to install solar power directly on their rooftops or on adjacent land at little-to-no upfront cost, using a range of leasing options. These contracts often help customers save money by providing a discount on the electricity price offered by local utilities. In addition to parts of Canada, Europe and the United States, **solar leasing** is active in cities such as Cape Town (South Africa) and Manila (the Philippines).<sup>142</sup> Sunrun, the largest solar leasing company in the United States, has helped unlock more than USD 5 billion worth of new residential investment in renewable energy projects nationwide.<sup>143</sup> By the end of 2018, the company had provided solar systems to more than 233,000 customers, representing a cumulative installed capacity of 1.6 GW.<sup>144</sup>

Solar leasing also has triggered a wave of innovation in parts of Africa and Asia through the rise of so-called pay-as-you-go (PAYG) companies that offer customers the ability to access a solar home system equipped with a battery bank and a range of appliances to meet household needs.<sup>145</sup> While much of the PAYG market traditionally has concentrated on providing electricity access in rural and remote regions, a growing number of companies are starting to focus on customers in urban and peri-urban areas where income levels are higher but the grid supply is often unreliable.<sup>146</sup> In this way, PAYG companies are helping to address the lack of energy access in and around major urban areas, particularly in sub-Saharan Africa.

In some cities, customers that generate their own renewable power supply are using **peer-to-peer energy trading platforms** to trade with their neighbours, making it possible to monitor and exchange energy in real time. Participants often receive better financial return for smaller amounts of power than what is available through traditional net metering or feed-in tariff policies that compensate producers for feeding their excess energy to the grid. Energy trading systems are active in cities around the world including in the London boroughs of Hackney and Brixton (United Kingdom), Wyomissing (Pennsylvania, United States), Fremantle (Australia) and more than 11 cities in Germany.<sup>147</sup>

In the transport sector, a growing number of companies that provide **mobility-as-a-service (MaaS)** expanded their offerings in 2018 to include electric-powered cars, bicycles and scooters, among others.<sup>148</sup> Companies such as Coup, Ecootra, Emmy, Felyx, Sacoora, ShareNow, Tier and Voi Technology were active in cities across Europe, while in North America companies like Bird, Lime, Lyft, Uber and a range of traditional car rental companies began to offer electric mobility options.<sup>149</sup> As of 2018, more than 40 different MaaS providers were operating in China, mainly in the larger urban regions.<sup>150</sup> In New Zealand, Yoogo Share offered only EVs from its locations in Auckland and Christchurch.<sup>151</sup> Some companies are pairing the MaaS infrastructure directly with renewable energy: for example, US-based EVgo committed in early 2019 to powering its entire network of EV charging stations with 100% renewables.<sup>152</sup>

i Mobility as a Service (MaaS) describes a shift away from personally-owned modes of transportation towards mobility solutions that are consumed as a service. MaaS provides users a range of different transportation options on-demand, including car- and bike sharing as well as taxis and buses, while integrating both travel planning and payments.





## MOBILISING FINANCE

Cities are investing rising sums in local renewable energy and climate-related projects. As of March 2019, more than 30 cities worldwide had signed on to the 10% Resilience Pledge, which commits mayors to earmarking 10% of their cities' annual budgets for resilience-related projects.<sup>153</sup> This represents a total commitment of more than USD 5 billion for a wide range of public investments in renewable energy and other climate-oriented projects, ensuring that resilience and related concerns are reflected in local budget and planning processes.<sup>154</sup>

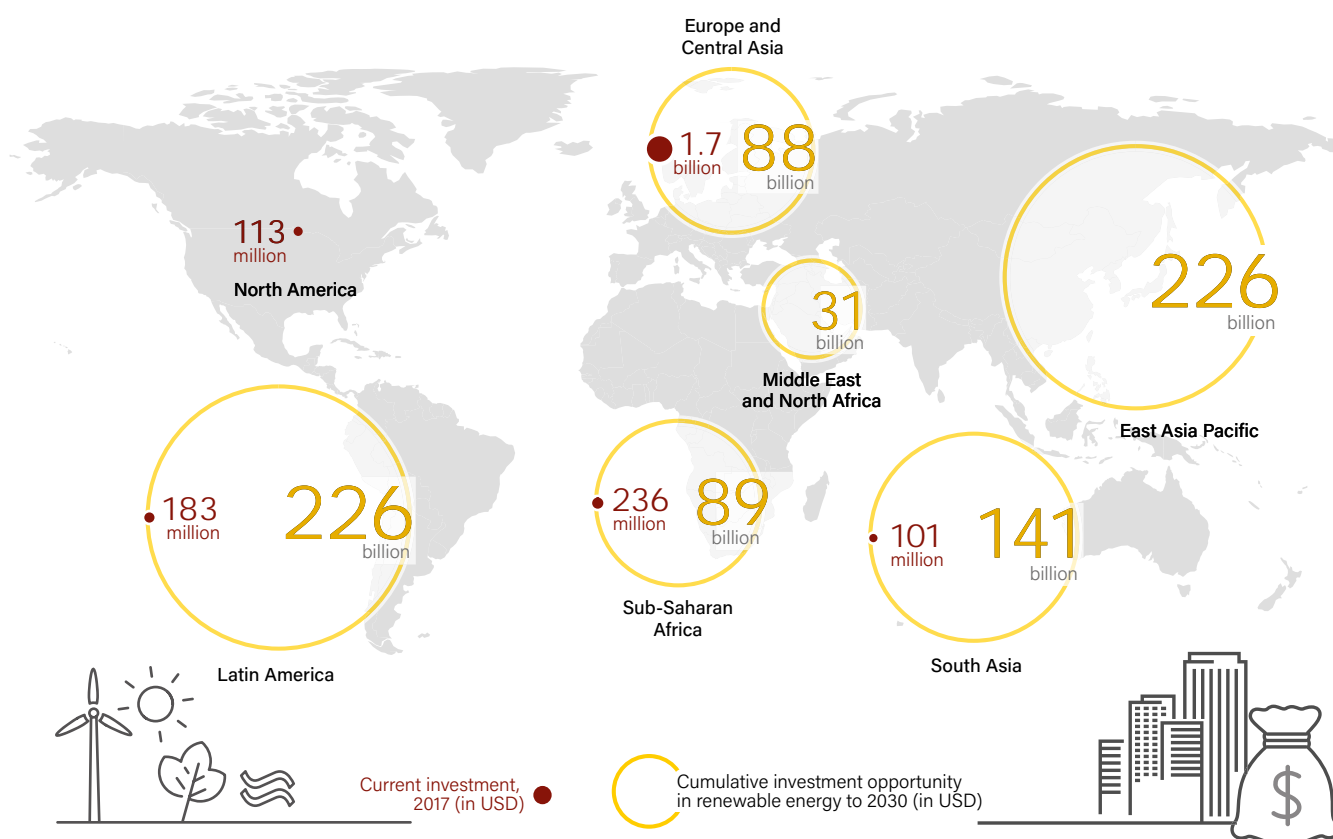
In 2017, the cities reporting to CDP initiated some 150 renewable energy projects, representing a total investment of USD 2.3 billion (including USD 1.7 billion in Europe, USD 236 million in Africa and USD 113 million in North America).<sup>155</sup> These projects are part of a wider portfolio of 1,000 clean infrastructure projects (which also comprise electric transport and energy efficiency), for a total investment value of more than USD 52 billion.<sup>156</sup> Investment in renewable energy and clean infrastructure in the world's urban areas is expected to only grow: the International Finance Corporation estimated in 2018 that opportunities for global climate investment in cities will reach USD 29.4 trillion by 2030, mainly in green buildings (USD 24.7 trillion), EVs

(USD 1.6 trillion) and public transport (USD 1 trillion).<sup>157</sup> Direct investment opportunities in renewable energy in cities are expected to total USD 842 billion that year.<sup>158</sup> (→ See Figure 4.)

City governments are responsible for only a small share of the total financing that occurs within their boundaries. Many of the investments that occur – whether in the energy, buildings, commercial or industrial sectors – are made by private individuals and companies, which have their own priorities, funding constraints and planning horizons. This underscores the importance of understanding the various roles that cities can play not simply in levying taxes and spending the proceeds, but also in taking critical action as conveners, rule makers, trendsetters and promoters of low-carbon investment.

To scale up financing in low-carbon infrastructure, and particularly in renewable energy, cities around the world are implementing policies in tandem with specific financing instruments, including climate bonds, land value capture, public-private partnerships, Property Assessed Clean Energy (PACE) financing, cooperative financing models and concessional financing from development finance institutions.<sup>159</sup> This broad range of instruments is complemented by new business models – including solar leasing, community solar and energy service companies (ESCOs) – that are making it easier for individuals, companies and municipal

FIGURE 4. Investment and Investment Opportunities in Renewable Energy in Cities, by Region, 2017 and 2030



Note: Current investment is based on data of the more than 570 cities that self-reported via CDP. No data available on East Asia Pacific and the Middle East and North Africa. Investment opportunity is derived from the International Climate Fund (ICF). No data available on North America.

Source: See endnote 163.

governments themselves to invest in renewable energy (→ see *Business Models* section).

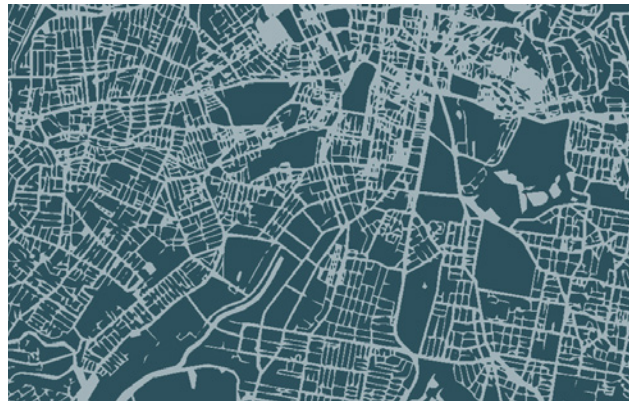
As of March 2019, approximately USD 4 billion in green bonds – a sustainable asset class that includes a wide range of sustainable investments – had been issued at the city-level worldwide.<sup>160</sup> While the bulk of this funding was used to finance city investments in the water, transport and buildings sectors, more than USD 500 million was allocated specifically to finance renewable energy investments.<sup>161</sup> Green bonds (or “climate” bonds) are not only helping to attract major institutional investors, but also providing local residents with an opportunity to invest in local renewable energy developments.<sup>162</sup> In 2018, the City Council of Auckland (New Zealand) became the first in the country to issue green bonds to finance its lowcarbon infrastructure.<sup>163</sup> The initial NZD 200 million (USD 134 million) bond will help fund the city’s electric train network as well as its commitment to procure zero-emission buses for municipal transit.<sup>164</sup>

In addition to mobilising private capital, a growing number of **development finance institutions**, often in partnership with local banks, are providing the catalytic finance required to unlock investments in larger assets such as metro lines and district heating networks. For example, in 2018 the city of Banja Luka

(Bosnia and Herzegovina) partnered with the European Bank for Reconstruction and Development to create a new district heating company that uses a 49 MW biomass boiler plant to provide heat to surrounding districts, reducing reliance on expensive heavy fuel oil.<sup>165</sup>

Given the volume of funds being managed by asset managers and institutional investors worldwide – estimated at EUR 65.7 trillion (USD 73.8 trillion) in 2018 – there is growing interest in finding ways to involve fund managers in the financing of sustainable infrastructure such as renewable energy and lowcarbon mobility.<sup>166</sup> Such investors traditionally have been risk averse, however, and have avoided taking on direct exposure to individual infrastructure projects because of concerns about political and regulatory risks, the possibility of cost overruns, and a range of other economic and currency-related risks.

*Sydney, Australia*



*University of Johannesburg, South Africa*





## CIVIL SOCIETY PARTICIPATION

To gain the support of everyday citizens in advancing the energy transition, civil society participation is critical. The design of urban energy systems affects urban residents in direct ways by defining how energy is produced, transmitted and consumed. Citizens can actively shape the energy infrastructure of their cities in a range of ways, including by making direct investments in renewable energy technologies and by opting into renewable energy purchasing programmes offered by local utilities (whether for electricity or heating). Citizens also can have an impact by partnering with others to create community-based energy projects and by voicing their opposition to fossil fuel (or even renewable) energy projects in their region.<sup>167</sup> (These topics will be covered in greater detail in the full *Renewables in Cities Global Status Report*.)

## PROSUMER PATHWAY

Advances in renewable energy and in information and communication technologies, combined with supportive policies and regulations, have made it increasingly possible for individual households and businesses to generate renewable energy for their own consumption. This has led to a new player in the energy system: the prosumer.<sup>168</sup> By definition, prosumers are both producers and consumers of energy, using their own energy supply to meet part or all of their energy needs.<sup>169</sup>

Although many categories of prosumer exist, including at the residential, commercial and industrial scales, the most common type is a homeowner who installs solar panels on his or her roof to offset a portion of household electricity needs, while exporting the rest to the grid.<sup>170</sup> Millions of rooftop solar systems exist in countries around the world, including in Bangladesh (more than 4 million), Japan (more than 2.2 million), Australia (more than 2 million) and Germany (1.7 million).<sup>171</sup> In Lagos (Nigeria), approximately 0.2% of households have solar panels.<sup>172</sup> Other viable technologies for urban residents include CHP generators that use biomass-based fuels (e.g., wood chips), air-to-air heat exchangers, ground-source heat pumps and solar hot water systems. Germany alone has 2.4 million solar thermal installations, most of them on single-family homes.<sup>173</sup>

The main policy and regulatory instruments to support the rise of prosumers in cities around the world have been net metering and feed-in tariff policies. For example, the city governments of Cape Town and Durban (both in South Africa), as well as in other parts of the world, have introduced policies to encourage local citizens and businesses to invest in distributed renewable energy projects.<sup>174</sup> In the United States, tax incentives play a significant role as well, as does the emergence of new business models such as solar leasing (→ see *Business Models* section). In a slightly different approach, Newstead (Australia) established a deal with its electricity distributor in 2018 for reduced network charges for power generated from smallscale solar PV.<sup>175</sup>

## CONSUMER CHOICE PATHWAY

In a growing number of US states and in some other electricity markets worldwide – including Australia, Germany and the Philippines – industrial, commercial and even residential customers have access to consumer choice in their electricity supply, meaning that they can select their own supplier rather than buying from the incumbent. The presence of consumer choice enables customers to play a more active role in shaping the electricity mix being used to serve their region – for example, by choosing the supplier that is investing the most in scaling up renewable energy projects in the region. For customers without their own roof space, with limited disposable income or who rent rather than own their living space, consumer choice is one of the most readily available tools to actively support renewables in urban areas.

In the United States alone, approximately 850 utilities – ranging from utility-owned to municipal and cooperatively owned utilities – are offering renewable energy options and products to their customers.<sup>176</sup> By the end of 2017, an estimated 5.5 million retail electricity customers procured around 112 terawatt-hours of electricity from a variety of such programmes, representing about 3% of US retail electricity sales.<sup>177</sup> Notably, the largest and most successful US programmes are led by municipally owned utilities, including in River Falls (Wisconsin), Sacramento (California) and Wellesley (Massachusetts), demonstrating the importance of local leadership from municipal utilities.<sup>178</sup>



Freiburg, Germany

## COMMUNITY ENERGY AND CO-OPERATIVES

In recent years, the number of community energy<sup>i</sup> projects using solar PV and other renewable sources has increased steeply in various parts of the world.<sup>179</sup> Although community energy frequently is associated with northern European countries such as Denmark and Germany, such projects are emerging in other parts of the world including Canada, Japan, Thailand and the United States.<sup>180</sup> Historically, community energy has been more prevalent in rural areas, but the number of urban projects is increasing, driven in part by environmental awareness as well as by a desire for greater ownership of local energy infrastructure (→ see *Drivers section*).<sup>181</sup>

In Europe, around 3,000 community energy projects have been registered as Renewable Energy Cooperatives (RESCOOPs).<sup>182</sup> Approximately half of them are organised in REScoop.eu, investing EUR 2 billion (USD 2.3 billion) in renewable energy installations with a combined capacity of around 1,250 MW.<sup>183</sup> Their annual turnover is EUR 750 million (USD 858 million), and the co-ops have created around 1,100 direct jobs.<sup>184</sup>

More than 100 community energy projects are active in Australia, and Japan was home to some 200 community energy projects as of 2016.<sup>185</sup> In the United States, hundreds of communities spanning 43 states had successfully developed community solar and so-called shared solar projects by the end of 2018, totalling 1,387 MW of installed capacity.<sup>186</sup> Community solar projects draw on individual contributions from hundreds or even thousands of households to finance solar power projects larger than households could finance on their own, and are often driven by national, state/provincial or local net metering policies (→ see *Finance section*). Community solar projects in hundreds of communities are now helping customers, local businesses as well as low-income residents save money.<sup>187</sup>

City administrations can support community energy projects in different ways, for example by allocating a certain quota for local ownership of new renewable energy projects. This approach is widespread in Denmark, where local residents as a collective have the preferential right to buy up to 20% of shares in wind farms before shares are sold to external investors.<sup>188</sup>



Shibuya, Tokyo, Japan



i Community energy projects vary in size and shape and can include, for example, schools, neighbourhoods, housing associations and city government partners collectively owning a wind turbine or setting up solar panels. See endnote 179



The REN21 Secretariat has produced this document to highlight preliminary trends and developments of renewable energy in cities, putting these trends and developments in the context of the global energy transition. This work is being expanded on, and the results will be published in September 2019 as the *Renewables in Cities 2019 Status Report*. The report production process is ongoing. REN21 invites experts to showcase renewable energy action in cities with data, examples and case studies. To get involved visit [ren21.net/cities](https://www.ren21.net/cities)

The full list of references is available online via [www.ren21.net/cities](https://www.ren21.net/cities)



# ACKNOWLEDGEMENTS

## RENEWABLES IN CITIES 2019 GLOBAL STATUS REPORT PRODUCTION AND AUTHORING TEAM

### Lead Authorship

Toby Couture, E3 Analytics

### Chapter Authors

Henner Busch, Lund University  
Teis Hansen, Lund University  
Anna Leidreiter, World Future Council

### Project Management and Research Direction (REN21 Secretariat)

Lea Ranalder  
Rana Adib

### Special Advisors

Peter Droege (Liechtenstein Institute for Strategic Development)  
Janet L. Sawin (Sunna Research)

### Research and Project Support (REN21 Secretariat)

Thomas André, Jack Corscadden, Alyssa Fischer, Duncan Gibb, Flávia Guerra, Vibhushree Hamirwasia, Eleonora Moro, Hannah E. Murdock and Katharina Satzinger

### Communication Support (REN21 Secretariat)

Laura E. Williamson, Flor Urbani

### Editing, Design and Layout

Lisa Mastny, Editor  
Weeks.de Werbeagentur, Design

### Production

REN21 Secretariat, Paris, France

### Citation:

REN21, 2019. Renewables in Cities 2019 Global Status Report – Preliminary Findings (Paris: REN21 Secretariat)

### Advisory Committee

Pandora Batra (CDP)  
Alix Bolle (Energy Cities)  
Celina Bonugli (World Resources Institute – WRI)  
Frederic Boyer (European Covenant of Mayors)  
Victoria Burrows (World Green Building Council)  
Tabaré Curras (World Wide Fund for Nature – WWF)  
Elizabeth Doris (National Renewable Energy Laboratory – NREL)  
Keane Gruending (Renewable Cities)  
Victoria Healey (NREL)  
Vincent Kitio (UN-HABITAT)  
Jennifer Layke (WRI)  
Stefan Mager (Deutsche Gesellschaft für Internationale Zusammenarbeit – GIZ)  
Shannon McDaniel (Global Covenant of Mayors)  
Mohamed Mezghani (International Association of Public Transport – UITP)  
Martina Otto (UN Environment)  
Michael Renner (International Renewable Energy Agency)  
Shirin Reuvers (CDP)  
Lily Riahi (UN Environment)  
Kassie Rohrbach (Sierra Club)  
John Romankiewicz (Sierra Club)  
Claire Roumet (Energy Cities)  
Irene Skoula (C40)  
Philip Turner (UITP)  
Maryke van Staden (ICLEI – Local Governments for Sustainability)  
Peta Wolpe (Sustainable Energy Africa)

### Regional Contributors

#### Africa

Yachika Reddy (Sustainable Energy Africa – SEA)  
Tanaka Shumba (SEA)  
Peta Wolpe (SEA)

#### Asia

Rian van Staden (Global 100% Renewable Energy Platform)

#### Europe

Dennis Tänzler (Adelphi)  
Christoph Tollmann (Adelphi)

#### Latin America

Eduardo Noboa (Leuphana Universität Lüneburg)


#### North America

Lori Bird (World Resources Institute – WRI)  
Celina Bonugli (WRI)  
Tyler Clevenger (WRI)  
Matt Goepppe-Parrish (WRI)  
Norma Hutchinson (WRI)  
Jennifer Layke (WRI)  
Ted Sheldon (Province of British Columbia)  
Auston Smith (WRI)

More than 200 experts from around the world have contributed data to the *Renewables in Cities 2019 Global Status Report* so far. The report production is still ongoing, and REN21 invites experts to showcase renewable energy action in cities, share their expertise and be featured in the full *Renewables in Cities 2019 Global Status Report*.

**To get involved and consult the list of contributors to date, visit [ren21.net/cities](https://ren21.net/cities).**

# PHOTO CREDITS



João Pessoa, Brazil

- Page 4 Solar panels in urban park © asharkyu, shutterstock
- Page 4 People in city rain © leungchopan, Shutterstock
- Page 5 Rush Hour in Bangkok City Centre © Weeraphon Suriwongsa, shutterstock
- Page 6 San Diego, United States © Baker Electric Home Energy
- Page 7 Chinese Taipei / E-Scooter Rental Program on Low Carbon Island Xiao Liuqiu, Taiwan © Yingping Kuo
- Page 11 London, United Kingdom © Melinda Nagy
- Page 12 Townhomes with Modern Solar Panels on Roof, WA-USA © Nadia Yong
- Page 13 District heating, Russia © Ivan Volchek, shutterstock
- Page 15 AquaRio Solar Project, Rio de Janeiro, Brazil © Faro Energy
- Page 16 San Francisco bay, Stockton valley © Sundry Photography
- Page 16 Climate march, Washington, USA © Rob Crandall
- Page 18 Amsterdam, Netherlands © Andrew Mayovsky
- Page 19 Chandigarh, India © Genius Studio / shutterstock.com
- Page 20 Electric train service, Auckland, New Zealand © Auckland Transport
- Page 20 Melbourne, Australia © Niklebedev
- Page 23 Solar District Heating system at the University of Witwatersrand in Johannesburg, South Africa © Werner Weiss
- Page 23 Solar panels in Sydney, Australia © chinasong, shutterstock
- Page 24 Solar settlement in the Vauban district, Freiburg, Germany © www.danielschoenen.de
- Page 25 Electric sunflower, Shibuya, Japan © picture cells, shutterstock
- Page 25 Green house, Japan © WorldStock, shutterstock
- Page 27 Intersection from above © Julius Nieves, unsplash
- Page 27 Residential solar panels, João Pessoa, Paraíba © Fábio Nascimento/Greenpeace



## Disclaimer

REN21 releases issue papers and reports to emphasise the importance of renewable energy and to generate discussion on issues central to the promotion of renewable energy. While REN21 papers and reports have benefited from the considerations and input from the REN21 community, they do not necessarily represent a consensus among network participants on any given point. Although the information given in this report is the best available to the authors at the time, REN21 and its participants cannot be held liable for its accuracy and correctness.

## Supported by

This report was commissioned by REN21 and produced in collaboration with a global network of research partners. Financing was provided by Deutsche Gesellschaft für Internationale Zusammenarbeit (GIZ) on behalf of the German Federal Ministry of the Environment, Nature Conservation and Nuclear Safety (BMU). A major share of the research for this report was conducted on a voluntary basis.

Supported by:



based on a decision of the German Bundestag

**giz** Deutsche Gesellschaft  
für Internationale  
Zusammenarbeit (GIZ) GmbH



## ENDNOTES

- 1 United Nations Department of Economic and Social Affairs (UN DESA), *The World's Cities in 2018* (New York: 2018), p.1, [https://www.un.org/en/events/citiesday/assets/pdf/the\\_worlds\\_cities\\_in\\_2018\\_data\\_booklet.pdf](https://www.un.org/en/events/citiesday/assets/pdf/the_worlds_cities_in_2018_data_booklet.pdf).
- 2 UN DESA, "68% of the world population projected to live in urban areas by 2050, says UN", 16 May 2018, <https://www.un.org/development/desa/en/news/population/2018-revision-of-world-urbanization-prospects.html>; World Bank, "Urban population (% of total)", <https://data.worldbank.org/indicator/sp.urb.totl.in.zs>, viewed 3 May 2019.
- 3 International Energy Agency (IEA), "Cities are at the frontline of the energy transition", 7 September 2016, <https://www.iea.org/newsroom/news/2016/september/cities-are-at-the-frontline-of-the-energy-transition.html>.
- 4 Richard Florida, "The economic power of cities compared to nations", CityLab, 16 March 2017, <https://www.citylab.com/life/2017/03/the-economic-power-of-global-cities-compared-to-nations/519294/>.
- 5 Kristine Kern, "Cities as leaders in EU multilevel climate governance: Embedded upscaling of local experiments in Europe", *Environmental Politics*, vol. 28 (2019), pp. 125-145, <https://www.tandfonline.com/doi/full/10.1080/09644016.2019.1521979>.
- 6 Yasuyo Makido, Shobhakar Dhakal and Yoshiki Yamagata, "Relationship between urban form and CO2 emissions: Evidence from fifty Japanese cities", *Urban Climate*, vol. 2 (December 2012), pp. 55-67, [https://www.researchgate.net/publication/271561755\\_Relationship\\_between\\_urban\\_form\\_and\\_CO2\\_emissions\\_Evidence\\_from\\_fifty\\_Japanese\\_cities](https://www.researchgate.net/publication/271561755_Relationship_between_urban_form_and_CO2_emissions_Evidence_from_fifty_Japanese_cities); C40 and Arup, *Deadline 2020: How Cities Will Get the Job Done* (London: 2016), <https://www.c40.org/researches/deadline-2020>; David Doman, "Urban Density and Climate Change" (New York: United Nations Population Fund, 2 April 2009), <https://www.unclearn.org/sites/default/files/inventory/unfpa14.pdf>.
- 7 Janet L. Sawin et al., *Renewable Energy and Sustainable Development: Accounting for Impacts on the Path to 100% RE* (Hamburg, Germany: World Future Council, August 2016), <https://www.worldfuturecouncil.org/renewable-energy-sustainable-development/>; IEA, op. cit. note 3; Sustainable Mobility for All, *Global Mobility Report 2017: Tracking Sector Performance* (Washington, DC: 2017), p. 90, <https://openknowledge.worldbank.org/bitstream/handle/10986/28542/120500.pdf?sequence=6>; World Health Organization (WHO), "Ambient (Outdoor) Air Quality and Health", fact sheet (Geneva: 2018), [http://www.who.int/news-room/fact-sheets/detail/ambient-\(outdoor\)-air-quality-and-health](http://www.who.int/news-room/fact-sheets/detail/ambient-(outdoor)-air-quality-and-health); World Bank, "Access to electricity, urban (% of urban population)", <https://data.worldbank.org/indicator/EG.ELC.ACCS.UR.ZS>, viewed 3 May 2019; International Renewable Energy Agency (IRENA), *Renewable Power Generation Costs in 2017* (Abu Dhabi: 2018), [www.irena.org/costs](http://www.irena.org/costs); IRENA, *Renewable Energy and Jobs – Annual Review 2018* (Abu Dhabi: 2018), <https://www.irena.org/publications/2018/May/Renewable-Energy-and-Jobs-Annual-Review-2018>.
- 8 United Nations (UN) Environment, "Cities and climate change", <https://www.unenvironment.org/explore-topics/resource-efficiency/what-we-do/cities/cities-and-climate-change>, viewed 3 May 2019.
- 9 UN-Habitat, "Climate change", <https://unhabitat.org/urban-themes/climate-change/>, viewed 3 May 2019.
- 10 C40 Cities, *C40 Cities Annual Report 2017* (New York and London: 2017), [https://c40-production-images.s3.amazonaws.com/other\\_uploads/images/2056\\_C40\\_ANNUAL\\_REPORT\\_2017\\_original.pdf?1544802871](https://c40-production-images.s3.amazonaws.com/other_uploads/images/2056_C40_ANNUAL_REPORT_2017_original.pdf?1544802871).
- 11 Emma Foehringer Merchant, "Sandy 5 years later: Is the Northeast closer to grid resilience?" Greentech Media, 20 October 2017, <https://www.greentechmedia.com/articles/read/five-years-after-sandy-is-the-northeast-closer-to-resilience>; IRENA, *Innovation Outlook: Renewable Energy Outlook* (Abu Dhabi: 2016), [https://www.irena.org/-/media/Files/IRENA/Agency/Publication/2016/IRENA\\_Innovation\\_Outlook\\_Minigrids\\_2016.pdf](https://www.irena.org/-/media/Files/IRENA/Agency/Publication/2016/IRENA_Innovation_Outlook_Minigrids_2016.pdf).
- 12 Merchant, op. cit. note 11.
- 13 Boulder from World Resources Institute, "4 ways local solar projects can benefit cities & The Renewables Accelerator", CleanTechnica, 28 March 2019, <https://cleantechnica.com/2019/03/28/4-ways-local-solar-projects-can-benefit-cities-the-renewables-accelerator/>; 100 Resilient Cities, "Mayor Emanuel releases 'Resilient Chicago,' Chicago's resilience strategy, in partnership with 100RC", press release (Chicago: 14 February 2019), <https://www.100resilientcities.org/mayor-emanuel-releases-resilient-chicago-in-partnership-with-100rc/>.
- 14 Ministry of Energy and Mines of the Republic of Burundi and Japan International Cooperation Agency, *Final Report of the Preparatory Survey on the Project for Introduction of Clean Energy by Solar Electricity Generation System in the Republic of Burundi* (Bujumbura: August 2010), p. 2-1, [http://open\\_jicareport.jica.go.jp/pdf/12003851.pdf](http://open_jicareport.jica.go.jp/pdf/12003851.pdf).
- 15 IEA, op. cit. note 3.
- 16 Organisation for Economic Co-operation and Development (OECD) and IEA, *CO2 Emissions from Fuel Combustion* (Paris: 2018), p. 12, [https://webstore.iea.org/download/direct/2373?fileName=CO2\\_Emissions\\_from\\_Fuel\\_Combustion\\_2018\\_Highlights.pdf](https://webstore.iea.org/download/direct/2373?fileName=CO2_Emissions_from_Fuel_Combustion_2018_Highlights.pdf).
- 17 Maya Miller, "Here's how much cities contribute to the world's carbon footprint", *Scientific American*, 27 June 2018 <https://www.scientificamerican.com/article/heres-how-much-cities-contribute-to-the-worlds-carbon-footprint/>.
- 18 UN Environment, op. cit. note 8.
- 19 WHO, op. cit. note 7; Sustainable Mobility for All, op. cit. note 7, p. 90.
- 20 WHO, op. cit. note 7.
- 21 "Beijing sees renewable energy growth", *Xinhua*, 8 September 2018, [http://www.xinhuanet.com/english/2018-09/08/c\\_137454885.htm](http://www.xinhuanet.com/english/2018-09/08/c_137454885.htm).
- 22 James Griffiths, "22 of the top 30 most polluted cities in the world are in India", CNN, 5 March 2019, <https://edition.cnn.com/2019/03/04/health/most-polluted-cities-india-china-intl/index.html>.
- 23 IRENA, *Renewable Power Generation Costs in 2017*, op. cit. note 7.
- 24 Perry Stein, "City deal will increase D.C. government's solar energy capacity by 70 percent", *Washington Post*, 2 December 2015, <https://www.washingtonpost.com/news/local/wp/2015/12/02/city-deal-will-increase-d-c-governments-solar-energy-capacity-by-70-percent/>.
- 25 Joshua S. Hill, "100% renewable energy bill passes in Washington, DC", *CleanTechnica*, 28 December 2018, <https://cleantechnica.com/2018/12/28/100-renewable-energy-bill-passes-in-washington-dc/>.
- 26 One Step Off the Grid, "Kiribati leads by example on solar, slashes dependence on diesel fuel", 26 September 2016, <https://onestepoffthegrid.com.au/kiribati-leads-example-solar-slashes-dependence-diesel-fuel/>.
- 27 IRENA, *Renewable Energy in Cities* (Abu Dhabi: October 2016), [https://www.irena.org/-/media/Files/IRENA/Agency/Publication/2016/IRENA\\_Renewable\\_Energy\\_in\\_Cities\\_2016.pdf](https://www.irena.org/-/media/Files/IRENA/Agency/Publication/2016/IRENA_Renewable_Energy_in_Cities_2016.pdf); Environmental Entrepreneurs (E2), "Clean Jobs Cities 2018" (San Francisco and Washington, DC: 2018), <https://www.e2.org/wp-content/uploads/2018/09/E2-Clean-Job-Cities-2018.pdf>; Angelina Davydova, "Ukraine cities gear up to run on local clean energy by 2050", *Reuters*, 14 December 2018, <https://www.reuters.com/article/us-climatechange-ukraine-renewables/ukraine-cities-gear-up-to-run-on-local-clean-energy-by-2050-idUSKBN1OD1CA>.
- 28 100% Renewable Energy, "East Hampton, New York, USA", <https://www.100-percent.org/east-hampton-ny-usa/>, viewed 3 May 2019.
- 29 Stockholm Data Parks, "Green computing redefined", <https://stockholmdataparks.com/benefits-of-green-computing-in-stockholm/>, viewed 9 May 2019.
- 30 Regina Gregory, "Germany – Freiburg – Green city", The EcoTipping Points Project, January 2011, <http://www.ecotippingpoints.org/our-stories/indepth/germany-freiburg-sustainability-transportation-energy-green-economy.html>; SMILE, "Samsø, Denmark", <https://www.h2020smile.eu/the-islands/samsø-denmark/>, viewed 29 March 2019; Henner Busch and Stefan Anderberg, "Green attraction – Transnational municipal climate networks and green city branding", *Journal of Management and Sustainability*, vol. 5, no. 4 (2015), p. 1, <http://www.ccsenet.org/journal/index.php/jms/article/view/52101/29650>; Ida Andersson, "Geographies of Place Branding – Researching Through Small and Medium Sized Cities" (Stockholm: Stockholm University, 2015), <https://www.diva-portal.org/smash/get/diva2:798832/FULLTEXT01.pdf>.
- 31 IRENA, *Renewable Energy and Jobs*, op. cit. note 7.
- 32 Kelsie Defrancia, "Moving towards 100% renewable energy: Drivers behind city policies and pledges", State of the Planet, Columbia University Earth Institute, 24 April 2018, <https://blogs.ei.columbia.edu/2018/04/24/moving-towards-100-renewable-energy-drivers-behind-city-policies-pledges/>.
- 33 Wei Yong, "City in Focus: Dezhou, China – Green Economic Development with Renewable Energy Industries" (Abu Dhabi:

- IRENA, 2013), <https://www.irena.org/-/media/Files/IRENA/Agency/Publication/2013/Jan/IRENA-cities-case-1-Dezhou.pdf>.
- 34 E2, op. cit. note 27.
- 35 Scottish Development International, *Scottish Learning Journey to Heerlen Minewater District Heating System 2-4 March 2016* (Glasgow: 23 May 2016), <https://www.gov.scot/publications/learning-journey-to-heerlen-minewater-district-heating-system-report/>.
- 36 World Bank, op. cit. note 7.
- 37 Ibid.; Jane Labous, "Campaign Update: May 2018", Power for All, 25 May 2018, <https://www.powerforall.org/news-media/campaign-updates/campaign-updates-may-2018>.
- 38 Renewable Energy Policy Network for the 21st Century (REN21), "Distributed Renewables for Energy Access", in *Renewables 2019 Global Status Report* (Paris: 2019).
- 39 Godfrey Baluku Kime, "Ugandan mayor: My district will be 100% renewable by 2020", *The Guardian* (UK), 20 October 2015, <https://www.theguardian.com/global-development-professionals-network/2015/oct/20/ugandan-mayor-my-district-will-be-100-renewable-by-2020>.
- 40 Ibid.
- 41 Werner Weiss, AEE - Institute for Sustainable Technologies (AEE INTEC), personal communication with REN21, 29 April 2019.
- 42 IRENA, *A New World: The Geopolitics of the Energy Transformation* (Abu Dhabi: 2019), [http://geopoliticsofrenewables.org/assets/geopolitics/Reports/wp-content/uploads/2019/01/Global\\_commission\\_renewable\\_energy\\_2019.pdf](http://geopoliticsofrenewables.org/assets/geopolitics/Reports/wp-content/uploads/2019/01/Global_commission_renewable_energy_2019.pdf).
- 43 Ibid.
- 44 Go Fossil Free, "City in Ukraine announces commitment to 100% renewable energy by 2050", 25 June 2018, <https://gofossilfree.org/press-release/ukraine-city-announces-commitment-to-100-renewable-energy-by-2050/>.
- 45 Shota Furuya, "The pioneer of community wind in Japan", Energy Democracy, 28 November 2018, <https://www.energy-democracy.jp/264>; Gegenstrom 2012, [www.gegenstromberlin.net](http://www.gegenstromberlin.net), cited in Conrad Kunze and Sören Becker, *Energy Democracy in Europe: A Survey and Outlook* (Brussels: Rosa Luxembourg Stiftung, 2014), [https://www.rosalux.eu/fileadmin/media/user\\_upload/energy-democracy-in-europe.pdf](https://www.rosalux.eu/fileadmin/media/user_upload/energy-democracy-in-europe.pdf); Lemir Teron and Susan Ekoh, "Energy democracy and the city: Evaluating the practice and potential of municipal sustainability planning", *Frontiers in Communication*, vol. 3 (2018), pp.1-8, <https://www.frontiersin.org/articles/10.3389/fcomm.2018.00008/full>; Energy Cities, "D for democracy: An energy system where benefits and decisions are shared", <http://www.energy-cities.eu/D-for-DEMOCRACY-an-energy-system-where-benefits-and-decisions-are-shared>, viewed 16 May 2019; Bundeskartellamt, "Remunicipalisation of gas and electricity networks", [https://www.bundeskartellamt.de/EN/Economicsectors/Energy/Remunicipalisation/remunicipalisation\\_node.htm](https://www.bundeskartellamt.de/EN/Economicsectors/Energy/Remunicipalisation/remunicipalisation_node.htm), viewed 5 May 2019; Energy Cities, *Local Energy Ownership in Europe* (Brussels: June 2017), [http://www.energy-cities.eu/IMG/pdf/local\\_energy\\_ownership\\_study-energycities-en.pdf](http://www.energy-cities.eu/IMG/pdf/local_energy_ownership_study-energycities-en.pdf).
- 46 Bundeskartellamt, op. cit. note 45; Energy Cities, op. cit. note 45.
- 47 World Future Council, "Energy remunicipalisation: How Hamburg is buying back energy grids", 19 October 2016, <https://www.worldfuturecouncil.org/energy-remunicipalisation-hamburg-buys-back-energy-grids/>; Stadt + Werk, "Stadt zieht Kaufoption", 3 December 2018, [https://www.stadt-und-werk.de/meldung\\_30386.html](https://www.stadt-und-werk.de/meldung_30386.html); Stadt + Werk, "Grünes licht für Fernwärme-Rückkauf", 24 April 2019, [https://www.stadt-und-werk.de/meldung\\_31412\\_Gr%C3%BCnes+Licht+f%C3%BCr+Fernw%C3%A4rme-R%C3%BCckkauf+.html](https://www.stadt-und-werk.de/meldung_31412_Gr%C3%BCnes+Licht+f%C3%BCr+Fernw%C3%A4rme-R%C3%BCckkauf+.html).
- 48 Energy Cities, op. cit. note 45.
- 49 Living Circular, "Green electricity soon to be produced on the rooftops of Paris", 12 February 2019, <https://www.livingcircular.veolia.com/en/eco-citizen/green-electricity-soon-be-produced-rooftops-paris>.
- 50 Sawin et al., op. cit. note 7; C40 Cities, "Why Cities?" fact sheet (London: 2015), [https://c40-production-images.s3.amazonaws.com/fact\\_sheets/images/5\\_Why\\_Cities\\_Dec\\_2015.original.pdf](https://c40-production-images.s3.amazonaws.com/fact_sheets/images/5_Why_Cities_Dec_2015.original.pdf).
- 51 Kyra Appleby, "Cities are harnessing the power of renewable energy: Here's how", Climate Disclosure Project, 27 February 2018, <https://www.cdp.net/en/articles/cities/cities-are-harnessing-the-power-of-renewable-energy>.
- 52 Ibid.
- 53 Ibid.
- 54 EA Energy Analyses, *The Danish Experience with Integrating Variable Renewable Energy* (Berlin: Agora Energiewende, 2015), [https://www.agora-energiewende.de/fileadmin2/Projekte/2015/integration-variabler-erneuerbarer-energien-daenemark/Agora\\_082\\_Deutsch-Daen\\_Dialog\\_final\\_WEB.pdf](https://www.agora-energiewende.de/fileadmin2/Projekte/2015/integration-variabler-erneuerbarer-energien-daenemark/Agora_082_Deutsch-Daen_Dialog_final_WEB.pdf).
- 55 REN21, *Renewables 2018 Global Status Report* (Paris: June 2018), <http://www.ren21.net/gsr-2018/>.
- 56 OECD/IEA, *Renewables 2018* (Paris: 2018), <https://www.iea.org/renewables2018/>; OECD/IEA, *Technology Roadmap: Delivering Sustainable Bioenergy* (Paris: 2017), p. 48, [www.iea.org/publications/freepublications/publication/technology-roadmap-on-bioenergy.html](http://www.iea.org/publications/freepublications/publication/technology-roadmap-on-bioenergy.html).
- 57 IRENA, *Renewable Energy in District Heating and Cooling* (Abu Dhabi: 2017) [https://www.irena.org/-/media/Files/IRENA/Agency/Publication/2017/Mar/IRENA\\_REmap\\_DHC\\_Report\\_2017.pdf](https://www.irena.org/-/media/Files/IRENA/Agency/Publication/2017/Mar/IRENA_REmap_DHC_Report_2017.pdf); Austrian Biomass Association, *Bioenergy in Austria: A Factor Creating Added Value* (Graz, Austria: 2017), [http://www.aebiom.org/wp-content/uploads/2016/10/Folder\\_Bioenergy\\_in\\_Austria\\_AA-5.pdf](http://www.aebiom.org/wp-content/uploads/2016/10/Folder_Bioenergy_in_Austria_AA-5.pdf).
- 58 Ever-Green Energy, "District Energy St Paul: Partnership and innovation", <http://www.ever-greenenergy.com/project/district-energy-st-paul/>, viewed 5 May 2019.
- 59 SmartEnCity, "Tartu – From Hrustovkas to Smartkovskas", <https://smartencity.eu/about/lighthouse-cities/tartu-estonia/>, viewed 16 May 2019.
- 60 Toby D. Couture, David Jacobs and Nathan Appleman, *The Renewables Breakthrough: How to Secure Low Cost Renewables* (Berlin: Agora Energiewende, 2018), [https://www.agora-energiewende.de/fileadmin2/Projekte/2018/A\\_word\\_on/Agora\\_Energiewende\\_a\\_word\\_on\\_low-cost-renewables\\_WEB.pdf](https://www.agora-energiewende.de/fileadmin2/Projekte/2018/A_word_on/Agora_Energiewende_a_word_on_low-cost-renewables_WEB.pdf).
- 61 Gina Coplon-Newfield and Conner Smith, "For U.S. transit agencies, the future for buses is electric", Sierra Club, 21 February 2019, <https://www.sierraclub.org/articles/2019/02/for-us-transit-agencies-future-for-buses-electric>.
- 62 C40 Cities, "Case study: Shenzhen 'new energy' vehicle promotion", 25 July 2018, [https://www.c40.org/case\\_studies/shenzhen-new-energy-vehicle-promotion/](https://www.c40.org/case_studies/shenzhen-new-energy-vehicle-promotion/); Low Carbon Transport South Africa, "UNIDO partners with the city of Tshwane to promote electric vehicles", 9 April 2019, <https://www.lctsa.co.za/2019/04/09/unido-partners-with-the-city-of-tshwane-to-promote-electric-vehicles/>; Nora Manthey, "1600 new electric car charge points for Berlin," *electrive.com*, 10 January 2019, <https://www.electrive.com/2019/01/10/1600-new-electric-car-charge-points-for-berlin/>; "Moscow has ordered 100 KAMAZ electric buses", *RusAutoNews.com*, 27 January 2019, <http://rusautonews.com/2019/01/27/moscow-has-ordered-100-kamaz-electric-buses/>; Partnership for Sustainable, Low-Carbon Transport (SLoCaT), *Transport and Climate Change 2018 Global Status Report*, 2018, [http://www.urbangateway.org/system/files/documents/urbangateway/slocat\\_transport-and-climate-change-2018-high-res.pdf](http://www.urbangateway.org/system/files/documents/urbangateway/slocat_transport-and-climate-change-2018-high-res.pdf).
- 63 Sustainable Bus, "Electric bus, main fleets and projects around the world", 2 October 2018, <https://www.sustainable-bus.com/electric-bus/electric-bus-public-transport-main-fleets-projects-around-world/>.
- 64 Sustainable Bus, "5 per cent of city buses registered in 2018 in Europe were electric buses", 15 April 2019, <https://www.sustainable-bus.com/news/5-per-cent-of-city-buses-registered-in-2018-in-europe-were-electric-buses/>.
- 65 Emiliano Bellini, "SunPower commissions 100 MW solar park in Chile," *pv magazine*, 11 January 2018, <https://www.pv-magazine.com/2018/01/11/sunpower-commissions-100-mw-solar-park-in-chile/>.
- 66 "Melbourne's entire tram network will switch to solar power", *The Beat*, <https://www.beat.com.au/melbournes-entire-tram-network-will-switch-to-solar-power/>, viewed 5 May 2019.
- 67 "Delhi Metro trains to now run on solar power too; DMRC gets 27 MW power from Rewa project", *Economic Times*, 18 April 2019, <https://economictimes.indiatimes.com/industry/transportation/railways/delhi-metro-trains-to-now-run-on-solar-power-too-dmrc-gets-27-mw-power-from-rewa-project/articleshow/68944024.cms>.
- 68 UNESCO, "Is wastewater the new black gold?" press release (Durban, South Africa: 21 March 2017), <https://en.unesco.org/news/wastewater-new-black-gold>; The International Water Association, *The Reuse Opportunity* (London: 2018), p. 2, <http://www.iwa-network.org/wp-content/uploads/2018/02/OFID-Wastewater-report-2018.pdf>.
- 69 World Bank, "Solid waste management", <http://www.worldbank.org>.



- [org/en/topic/urbandevelopment/brief/solid-waste-management](https://www.ren21.net/en/topic/urbandevelopment/brief/solid-waste-management), updated 1 April 2019.
- 70 Global Methane Initiative, "Landfill Methane: Reducing Emissions, Advancing Recovery and Use Opportunities" (Washington, DC: September 2011), [https://www.globalmethane.org/documents/landfill\\_fs\\_eng.pdf](https://www.globalmethane.org/documents/landfill_fs_eng.pdf).
  - 71 World Bank, op. cit. note 69.
  - 72 American Biogas Council, "Biogas market snapshot", <https://americanbiogascouncil.org/biogas-market-snapshot/>, viewed 16 May 2019.
  - 73 "New food and farm waste to biogas facility being built in Japan", Bioenergy Insight, 31 January 2018, [https://www.bioenergy-news.com/display\\_news/13372/new\\_food\\_and\\_farm\\_waste\\_to\\_biogas\\_facility\\_being\\_built\\_in\\_japan/](https://www.bioenergy-news.com/display_news/13372/new_food_and_farm_waste_to_biogas_facility_being_built_in_japan/).
  - 74 Ibid.
  - 75 "Map of over 500 European biomethane facilities released", Bioenergy Insight, 13 February 2018, [https://www.bioenergy-news.com/display\\_news/13428/map\\_of\\_over\\_500\\_european\\_biomethane\\_facilities\\_released/1/](https://www.bioenergy-news.com/display_news/13428/map_of_over_500_european_biomethane_facilities_released/1/).
  - 76 European Biogas Association, "Open market for digestate from anaerobic digestion: Uppsala, Sweden", <http://european-biogas.eu/wp-content/uploads/2016/03/Uppsala.pdf>, viewed 9 May 2019; IEA Bioenergy Task 37, Member Country Reports, <http://task37.ieabioenergy.com/country-reports.html>.
  - 77 "Ørsted and Bigadan complete Eastern Denmark's 'biggest' biogas plant", Bioenergy Insight, 19 June 2018, [https://www.bioenergy-news.com/display\\_news/13784/orsted\\_and\\_bigadan\\_complete\\_eastern\\_denmarks\\_biggest\\_biogas\\_plant/1/](https://www.bioenergy-news.com/display_news/13784/orsted_and_bigadan_complete_eastern_denmarks_biggest_biogas_plant/1/).
  - 78 "Belgium set for first biomethane installation", Bioenergy Insight, 23 March 2018, [https://www.bioenergy-news.com/display\\_news/13543/belgium\\_set\\_for\\_first\\_biomethane\\_installation/1/](https://www.bioenergy-news.com/display_news/13543/belgium_set_for_first_biomethane_installation/1/).
  - 79 "Anaergia begins construction of North America's largest WTE facility", *Waste Today*, 11 December 2018, <https://www.wastetodaymagazine.com/article/anaergia-rialto-waste-to-energy/>.
  - 80 Liu Zhihua, "Bioenergy sector powers up on government push", *China Daily*, 25 December 2018, <http://global.chinadaily.com.cn/a/201812/25/WS5c219423a3107d4c3a002b3b.html>; Xiaotian Fu, Leah Schleifer and Lijin Zhong, "Wastewater: The best hidden energy source you've never heard of", World Resources Institute, 17 March 2017, <https://www.wri.org/blog/2017/03/wastewater-best-hidden-energy-source-youve-never-heard>.
  - 81 "Public buses to run on biogas in Karachi", Bioenergy Insight, 3 January 2019, [https://www.bioenergy-news.com/display\\_news/14251/public\\_buses\\_to\\_run\\_on\\_biogas\\_in\\_karachi/1/](https://www.bioenergy-news.com/display_news/14251/public_buses_to_run_on_biogas_in_karachi/1/); Imran Mukhtar, "Biogas guzzlers: Karachi's public buses to run on cow poo", *Reuters*, 2 January 2019, <https://www.reuters.com/article/us-pakistan-transportation-climatechange/biogas-guzzlers-karachis-public-buses-to-run-on-cow-poo-idUSKCN1OW0IW>.
  - 82 Global Covenant of Mayors for Climate & Energy, *Implementing Climate Ambition: Global Covenant of Mayors 2018 Global Aggregation Report* (2018), [https://www.globalcovenantofmayors.org/wp-content/uploads/2018/09/2018\\_GCOM\\_report\\_web.pdf](https://www.globalcovenantofmayors.org/wp-content/uploads/2018/09/2018_GCOM_report_web.pdf).
  - 83 Jon Pierre, "Multilevel governance as a strategy to build capacity in cities: Evidence from Sweden", *Journal of Urban Affairs*, vol. 41, no. 1 (2019), pp. 103-116, <https://www.tandfonline.com/doi/full/10.1080/07352166.2017.1310532>; Håvard Haarstad, "Where are urban energy transitions governed? Conceptualizing the complex governance arrangements for low-carbon mobility in Europe", *Cities*, vol. 54 (May 2016), pp. 4-10, <https://www.sciencedirect.com/science/article/pii/S0264275115001663>.
  - 84 OECD, *Cities and Climate Change: National Governments Enabling Local Action* (Paris: September 2014), p. 7, <https://www.oecd.org/env/cc/Cities-and-climate-change-2014-Policy-Perspectives-Final-web.pdf>.
  - 85 Ibid.; Jakob Schlandt, "Small, but powerful – Germany's municipal utilities", *Clean Energy Wire*, 18 February 2015, <https://www.cleanenergywire.org/factsheets/small-powerful-germanys-municipal-utilities>; Sylvia I. Bergh, "Decentralisation and Local Governance in the MENA Region", IEMed, 2010, [https://www.iemed.org/anuari/2010/articles/Bergh\\_decentralisation\\_en.pdf](https://www.iemed.org/anuari/2010/articles/Bergh_decentralisation_en.pdf).
  - 86 Pierre, op. cit. note 83; Haarstad, op. cit. note 83.
  - 87 Sraisth, "India to develop 60 solar cities", *pv magazine*, 6 February 2018, <https://www.pv-magazine-journal.com/2018/02/06/india-to-develop-60-solar-cities/>.
  - 88 Infrastructure Canada, "Investing in green infrastructure", <https://www.infrastructure.gc.ca/plan/gi-iv-eng.html>, viewed 27 March 2019.
  - 89 NDC Partnership, "NDC-SDG linkages", <https://ndcpartnership.org/climate-watch/ndcs-sdg>, viewed 6 May 2019; UN-Habitat, *Sustainable Urbanization in the Paris Agreement. Comparative Review for Urban Content in the Nationally Determined Contributions (NDCs)* (Nairobi: 2017), <https://unhabitat.org/books/sustainable-urbanization-in-the-paris-agreement/>.
  - 90 Alyssa Fischer, "With national urban policies, the process is the goal", *The City Fix*, 23 May 2017, <https://thecityfix.com/blog/with-national-urban-policies-the-process-is-the-goal-alyssa-fischer/>; NDC Partnership, op. cit. note 89; UN-Habitat, op. cit. note 89.
  - 91 Climate Summit for Local Leaders, "Paris City Hall Declaration – A Decisive Contribution to COP21" (Paris: 4 December 2015), [https://www.uclg.org/sites/default/files/climate\\_summit\\_final\\_declaration.pdf](https://www.uclg.org/sites/default/files/climate_summit_final_declaration.pdf).
  - 92 Global Covenant of Mayors for Climate & Energy, op. cit. note 82.
  - 93 Keane Gruending, "Renewable Energy in Cities: State of the movement", *Renewable Cities*, 10 January 2018, <https://www.renewablecities.ca/articles/renewable-energy-in-cities-state-of-the-movement>; United States Conference of Mayors, "2017 adopted resolutions", <http://legacy.usmayors.org/resolutions/85th-Conference/proposedcommittee.asp?committee=Energy>, viewed 6 May 2019; We Are Still In, "We Are Still In' Declaration", <https://www.wearestillin.com/we-are-still-declaration>, viewed 9 May 2019.
  - 94 "The Nagano Declaration", 8 September 2017, [http://local-renewables-conference.org/fileadmin/repository/LR\\_Nagano/LR2017-Nagano-Declaration-JP-EN.pdf](http://local-renewables-conference.org/fileadmin/repository/LR_Nagano/LR2017-Nagano-Declaration-JP-EN.pdf); ICLEI – Local Governments for Sustainability, "158 Japanese organizations adopt the Japan Climate Action Summit Declaration", 13 October 2018, <https://iclei.org/en/media/158-japanese-organizations-adopt-the-japan-climate-action-summit-declaration>.
  - 95 Global Covenant of Mayors for Climate & Energy, "About", <https://www.globalcovenantofmayors.org/about/>, viewed 16 May 2019; Global Covenant of Mayors for Climate & Energy, op. cit. note 82.
  - 96 ICLEI – Local Governments for Sustainability, "Our network", [https://iclei.org/en/our\\_network.html](https://iclei.org/en/our_network.html), viewed 6 May 2019.
  - 97 CDP, "Guidance for cities", <https://www.cdp.net/en/guidance/guidance-for-cities>, viewed 6 May 2019.
  - 98 **Table 1** from the following sources: Collins Dictionary, "Definition of congestion charge", <https://www.collinsdictionary.com/dictionary/english/congestion-charge>, viewed 14 May 2019; definitions for other policies from REN21, op. cit. note 55, pp. 230-235.
  - 99 Global 100% RE Platform, "100% renewable energy is reality today", <http://www.go100re.net/>, viewed 6 May 2019; data in **Figure 3** compiled by The Global 100% Renewable Energy Platform with material provided by a variety of stakeholders, including CDP, Climate Action Network (CAN), C40, ICLEI, IRENA, Sierra Club and Renewable Cities.
  - 100 Sam Schaust, "Minneapolis moves towards sustainability with 100 percent renewable electricity plan", *Twin Cities Business*, 18 April 2018, <http://tcbmag.com/news/articles/2018/april/minneapolis-moves-towards-sustainability-with-100>; Christian Roselund, "The 100% renewable energy movement is unstoppable", *pv magazine*, 6 December 2018, <https://pv-magazine-usa.com/2018/12/06/the-100-renewable-energy-movement-is-unstoppable/>.
  - 101 City of Adelaide, *Building Asset Management Plan* (Adelaide, Australia: undated), <https://www.cityofadelaide.com.au/assets/Policies-Papers/docs/PLAN-asset-management-plan-building.pdf>.
  - 102 Global 100% RE Platform, op. cit. note 99.
  - 103 C40 Cities, "19 global cities commit to make new buildings 'net-zero carbon' by 2030", press release (London: 23 August 2018), [https://www.c40.org/press\\_releases/global-cities-commit-to-make-new-buildings-net-zero-carbon-by-2030](https://www.c40.org/press_releases/global-cities-commit-to-make-new-buildings-net-zero-carbon-by-2030).
  - 104 Ibid.
  - 105 Global 100% RE Platform, op. cit. note 99.
  - 106 REN21, op. cit. note 55.
  - 107 Iris Smart Cities, "City of Gothenburg (GOT) Sweden", <https://irissmartcities.eu/content/city-gothenburg-got-sweden>, viewed 6 May 2019.
  - 108 City of Wellington, *Wellington Towards 2040: Smart Capital* (Wellington, New Zealand: undated), <https://wellington.govt.nz/~media/your-council/plans-policies-and-bylaws/plans-and-policies/a-to-z/wellington2040/files/wgtn2040-brochure.pdf>;

- REN21, op. cit. note 55.
- 109 Global 100% RE Platform, op. cit. note 99.
- 110 Tim Dixon, "2017 China electric bus round up: Shenzhen officially goes fully electric, electric BRT buses, double decker electric buses and 40 more stories", *EV Obsession*, 21 December 2017, <https://evobsession.com/2017-china-electric-bus-round-up-shenzhen-officially-goes-fully-electric-electric-brt-buses-double-decker-electric-buses-and-40-more-stories/>; Camila Domonoske, "California sets goal of 100 percent clean electric power by 2045", *National Public Radio*, 10 September 2018, <https://www.npr.org/2018/09/10/646373423/california-sets-goal-of-100-percent-renewable-electric-power-by-2045>; European Bioenergy Day, "Helsinki transport goes renewable by 2020", <http://www.europeanbioenergyday.eu/helsinki-transport-goes-renewable-by-2020/>, viewed 10 May 2019.
- 111 Data included in Figure 3 were compiled by The Global 100% Renewable Energy Platform with material provided by a variety of stakeholders, including CDP, CAN, C40, ICLEI, IRENA, Sierra Club and Renewable Cities.
- 112 Ole Odgaard, Senior Advisor, Danish Energy Agency, "District heating in Denmark", presentation, 13 September 2016, [http://www.energy-cities.eu/IMG/pdf/st\\_denmark\\_energistyrelsen\\_dk\\_09.14.2016.pdf](http://www.energy-cities.eu/IMG/pdf/st_denmark_energistyrelsen_dk_09.14.2016.pdf).
- 113 Danish Energy Agency, *Regulation and Planning of District Heating in Denmark* (Copenhagen: June 2017), [https://ens.dk/sites/ens.dk/files/Globalcooperation/regulation\\_and\\_planning\\_of\\_district\\_heating\\_in\\_denmark.pdf](https://ens.dk/sites/ens.dk/files/Globalcooperation/regulation_and_planning_of_district_heating_in_denmark.pdf).
- 114 REN21, op. cit. note 55.
- 115 IRENA, IEA and REN21, *Renewable Energy Policies in a Time of Transition* (Abu Dhabi and Paris: 2018), [https://www.irena.org/-/media/Files/IRENA/Agency/Publication/2018/Apr/IRENA\\_IEA\\_REN21\\_Policies\\_2018.pdf](https://www.irena.org/-/media/Files/IRENA/Agency/Publication/2018/Apr/IRENA_IEA_REN21_Policies_2018.pdf).
- 116 Bärbel Epp, "Successful solar energy bylaw in Bengaluru, India", *Solarthermalworld.org*, 17 August 2018, <https://www.solarthermalworld.org/content/successful-solar-energy-bylaw-bengaluru-india>; IRENA and ICLEI, *Promoting Solar Water Heaters for Urban Homes and Businesses: Rosario, Argentina* (Abu Dhabi: 2018), [https://www.irena.org/-/media/Files/IRENA/Agency/Publication/2018/Dec/IRENA\\_Cities\\_2018c\\_Rosario.pdf](https://www.irena.org/-/media/Files/IRENA/Agency/Publication/2018/Dec/IRENA_Cities_2018c_Rosario.pdf).
- 117 International Finance Corporation (IFC), *Climate Investment Opportunities in Cities* (Washington, DC: 2018), <https://www.ifc.org/wps/wcm/connect/bffd2386-ff4c-454d-8366-8d801bf3b9c5/201811-CIOC-IFC-Analysis.pdf?MOD=AJPERES>.
- 118 Marina Galindo Fernández et al., *Efficient District Heating and Cooling Systems in the EU* (Brussels: European Commission, 2016), [https://www.euroheat.org/wp-content/uploads/2017/01/study-on-efficient-dhc-systems-in-the-eu-dec2016\\_final-public-report6.pdf](https://www.euroheat.org/wp-content/uploads/2017/01/study-on-efficient-dhc-systems-in-the-eu-dec2016_final-public-report6.pdf).
- 119 REN21, *Renewables 2017 Global Status Report* (Paris: June 2017), <http://www.ren21.net/gsr-2017/>.
- 120 Sandra Enkhardt, "Tübingen führt Photovoltaik-Pflicht ein", *pv magazine*, 5 July 2018, <https://www.pv-magazine.de/2018/07/05/tuebingen-fuehrt-photovoltaik-pflicht-ein/>; ZEBx, "The Zero Emissions Building Exchange", <https://zebx.org/>, viewed 16 May 2019; WWF, "Vancouver – The Zero Emissions Building Plan", 6 February 2019, <http://www.wwf.panda.org/?342675/Vancouver>.
- 121 REN21, op. cit. note 55.
- 122 Athens and Mexico City from Ibid.; "Which vehicles will be banned from driving in Brussels from 2018?" *Energguide.be*, 10 January 2019, <https://www.energguide.be/en/questions-answers/which-vehicles-will-be-banned-from-driving-in-brussels-from-2018/1757/>; "Lisbon introduces car restrictions (Portugal)", *Eltis*, 30 January 2015, <http://www.eltis.org/discover/news/lisbon-introduces-car-restrictions-portugal-0>; Feargus O'Sullivan, "Madrid takes its car ban to the next level", *CityLab*, 24 May 2018, <https://www.citylab.com/transportation/2018/05/madrid-spain-car-ban-city-center/561155/>; Theo Leggett, "Polluted Paris steps up war on diesel", *BBC*, 30 May 2018, <https://www.bbc.com/news/business-43925712>; Kristine Lofgren, "Rome is banning all oil-burning cars by 2024", *Inhabitat*, 3 January 2018, <https://inhabitat.com/rome-is-banning-all-oil-burning-cars-by-2024/>; Aria Bendix, "15 major cities around the world that are starting to ban cars", *Business Insider España*, 12 January 2019, <https://www.businessinsider.es/cities-going-car-free-ban-2018-12?page=15>; REN21, op. cit. note 38.
- 123 Steven Lee Myers, "In China's coal country, a ban brings blue skies and cold homes", *New York Times*, 10 February 2018, <https://www.nytimes.com/2018/02/10/world/asia/china-coal-smog-pollution.html>.
- 124 Patrick Collinson, "London's ultra-low emission zone: What you need to know", *The Guardian* (UK), 5 January 2019, <https://www.theguardian.com/politics/2019/jan/05/londons-ultra-low-emission-zone-what-you-need-to-know>; Gareth Roberts, "Changes proposed to London's Congestion Charge", *Fleet News*, 9 July 2018, <https://www.fleetnews.co.uk/news/environment/2018/07/09/changes-proposed-to-london-s-congestion-charge>.
- 125 Sarah Shaath, "New York City congestion charge: What it can learn from London", *BBC News*, 17 April 2019, <https://www.bbc.com/news/world-us-canada-47874725>.
- 126 City of Berlin, Senate Department for the Environment, Transport and Climate Protection, "Low-emission zone", <https://www.berlin.de/senuvk/umwelt/luftqualitaet/umweltzone/en/gebiet.shtml>, viewed 17 May 2019.
- 127 REN21, op. cit. note 55.
- 128 DSIRE, "Solar Energy System and Cogeneration Systems Personal Property Tax Credit", <http://programs.dsireusa.org/system/program/detail/5245>, updated 5 June 2018.
- 129 Energy Matters, "Darebin Council leads the way with Solar Saver scheme", <https://www.energymatters.com.au/darebin-council-solar-saver-scheme/>, viewed 16 May 2019.
- 130 Ibid.
- 131 Energy Cities, *Local Energy and Climate Roadmaps: 5 City Visions for 2050* (Besançon, France: October 2018), [http://www.energy-cities.eu/IMG/pdf/local\\_energy\\_climate\\_roadmaps\\_final.pdf](http://www.energy-cities.eu/IMG/pdf/local_energy_climate_roadmaps_final.pdf); Grenoble Alps Metropole, "Fonds Chaleur Renouvelable: Passez à l'action!", <http://planairclimat.lametro.fr/Media/Files/Flyer-fonds-chaleur-territorial>, viewed [21 May 2019].
- 132 Energy Cities, *Financing Schemes Increasing Energy Efficiency and Renewable Energy Use in Public and Private Buildings: Comparative Study* (Besançon, France: March 2014), [http://www.energy-cities.eu/IMG/pdf/infinite\\_solutions\\_comparative\\_analysis\\_web.pdf](http://www.energy-cities.eu/IMG/pdf/infinite_solutions_comparative_analysis_web.pdf); Bundesamt Wärmepumpe e.V., "BAFA-Förderung für Wärmepumpen", <https://www.waermepumpe.de/waermepumpe/foerderung/bafa-foerderung-fuer-waermepumpen/>, viewed May 6 2019;
- 133 City of Boulder, "City and county promote renewable way to heat and cool homes", press release (Boulder, CO: 26 April 2018), <https://bouldercolorado.gov/newsroom/city-and-county-promote-renewable-way-to-heat-and-cool-homes>.
- 134 City of Boulder, "Energy future", <https://bouldercolorado.gov/energy-future>, viewed 16 May 2019.
- 135 Malin Aldenius and Jamil Khan, "Strategic use of green public procurement in the bus sector: Challenges and opportunities", *Journal of Cleaner Production*, vol. 164 (2017), pp. 250-257, <https://www.sciencedirect.com/science/article/pii/S0959652617313665>.
- 136 Robert Brears, "Revealed: Top 5 green public transport projects globally", *Impact4All*, 15 May 2018, <https://impact4all.org/revealed-top-5-renewable-public-transport-systems/>; Bay Area Rapid Transit, "BART commits to a future powered by wind and solar power", 12 July 2017, <https://www.bart.gov/news/articles/2017/news20171207-1>; Aislinn Laing, "Enel-BYD say Chile electric bus roll-out heralds more for region", *Reuters*, 13 December 2018, <https://www.reuters.com/article/us-chile-environment-electricvehicles/enel-byd-say-chile-electric-bus-roll-out-heralds-more-for-region-idUSKBN1OC2M9>; "Latin America grows fond of electric buses", *Deutsche Welle*, 4 December 2018, <https://www.dw.com/en/latin-america-grows-fond-of-electric-buses/a-46554019>.
- 137 REN21, op. cit. note 55.
- 138 Burlington Energy Department, "Our energy portfolio", <https://www.burlingtonelectric.com/our-energy-portfolio>, viewed 11 May 2019.
- 139 City of Cincinnati, "New deal brings 100% green energy to most city facilities", press release (Cincinnati, OH: 4 December 2017), <https://www.cincinnati-oh.gov/oes/news/new-deal-brings-100-green-energy-to-most-city-facilities/>; City of Garland, "Garland, Texas: Retail Electric", <https://www.garlandtx.gov/civicax/filebank/blobdload.aspx?BlobID=28439>, updated [10 November 2019], viewed 21 May 2019.
- 140 City of Melbourne, "Melbourne Renewable Energy Project: A new generation of energy", <https://www.melbourne.vic.gov.au/business/sustainable-business/mrep/Pages/melbourne-renewable-energy-project.aspx>, viewed 16 May 2019.
- 141 City of Melbourne, "Melbourne Renewable Energy Project: A new generation of energy", <https://www.melbourne.vic.gov>.



- au/business/sustainable-business/mrep/Pages/melbourne-renewable-energy-project.aspx, viewed 16 May 2019.
- 142 Sola Future, "Solar finance/PPA", <https://www.solafuture.co.za/solar-leasing-ppa-finance/>, viewed [21 May 2019]; Solar Philippines, <https://www.solarphilippines.ph/>, viewed 16 May 2019.
  - 143 Julian Spector, "Sunrun presents another record quarter, with 115 MW installed in Q4", Greentech Media, 28 February 2019, <https://www.greentechmedia.com/articles/read/sunrun-keeps-the-records-coming-with-115-megawatts-installed-in-q4#gs.a8etru>.
  - 144 Sunrun, *2018 Annual Report* (San Francisco: 2019), <https://investors.sunrun.com/static-files/99d471f3-dc01-4a6f-aec3-dc6d8ef8c827>.
  - 145 REN21, op. cit. note 55; Toby Shapshak, "How Kenya's M-Kopa brings prepaid solar power to rural Africa", *Forbes*, 28 January 2016, <https://www.forbes.com/sites/tobyshapshak/2016/01/28/how-kenyas-m-kopa-brings-prepaid-solar-power-to-rural-africa/>.
  - 146 Kenya Climate Innovation Center, *Kenya Solar PV Market Assessment* (Nairobi: undated), <https://www.kenyacic.org/sites/default/files/publications/KCIC%20Solar%20Survey-3.pdf>.
  - 147 Verv, "We've just executed the UK's first energy trade on the blockchain as we look to power a London housing community with sunshine!" Medium, 12 April 2019, <https://medium.com/@VLUX/weve-just-executed-the-uk-s-first-energy-trade-on-the-blockchain-as-we-look-to-power-a-london-2e22a522ba30>; Tom Grimwood, "EDF Energy to trial peer-to-peer energy trading", *Utility Week*, 12 February 2019, <https://utilityweek.co.uk/edf-energy-trial-peer-peer-energy-trading/>; Power Ledger, "Power Ledger deploys P2P renewable energy trading platform in largest U.S. wholesale electricity market", Medium, 13 November 2018, <https://medium.com/power-ledger/power-ledger-deploys-p2p-renewable-energy-trading-platform-in-largest-u-s-925d058f036b>; Andy Colthorpe, "Blockchain enables Australia's peer-to-peer power trading kick-off", *Energy Storage News*, 7 August 2018, <https://www.energy-storage.news/news/blockchain-enables-australias-peer-to-peer-power-trading-kick-off/>; "Lition is the world's first operational peer-to-peer energy trading platform", *Bitcoinist*, 21 July 2018, <https://bitcoinist.com/lition-is-the-worlds-first-operational-peer-to-peer-energy-trading-platform/>.
  - 148 Michael Coates "The Evolution of Car Sharing", *Clean Fleet Report*, 26 December 2017, <http://www.cleanfleetreport.com/best-car-sharing/>; SkedGo, "MaaS: The biggest transport revolution of the 21st century", <https://skedgo.com/mobility-future/what-is-mobility-as-a-service-maas/>, viewed 17 May 2019; Nerissa Kelly, "What is Mobility as a Service?" *Geotab*, 9 November 2018, <https://www.geotab.com/blog/what-is-mobility-as-a-service/>.
  - 149 Coup, "Stay ahead", <https://joincoup.com/en/berlin>, viewed 17 May 2019; eCooltra, "What is eCooltra?", <https://www.ecooltra.com/en/>, viewed 28 March 2019; emmy, "Electric scooter sharing", <https://emmy-sharing.de/en/>, viewed 17 May 2019; Climate KIC, "Felyx", <https://www.climate-kic.org/start-ups/felyx/>, viewed 17 May 2019; Sacoora, "Sacoora is your rental platform for electric scooters and bikes", <https://sacoora.com/>, viewed 17 May 2019; Drive Now, "DriveNow und car2go werden SHARE NOW", <https://www.drive-now.com/de/de/special/share-now>, viewed 17 May 2019; Tier, "Born to move", <https://www.tier.app/>, viewed 17 May 2019; VOI, "Ride the future with VOI.", <https://www.voiscooters.com/>, viewed 17 May 2019; Coates, op. cit. note 148.
  - 150 Sebastian Ibold, "Shared mobility services and car sharing in China", *Sustainable Transportation in China*, 25 April 2018, <https://www.sustainabletransport.org/archives/5934>.
  - 151 Yoogo Share, "Electric car sharing with Yoogo Share", <https://www.yoogoshare.co.nz/>, viewed 25 January 2019.
  - 152 Chris Teale, "EVgo commits to powering chargers with 100% renewable energy", *Utility Dive*, 8 May 2019, <https://www.utilitydive.com/news/evgo-commits-to-powering-chargers-with-100-renewable-energy/554340/>.
  - 153 100 Resilient Cities, "The 10% Resilience Pledge", <https://www.100resilientcities.org/10percent-resilience-pledge/>, viewed 10 May 2019.
  - 154 Ibid.
  - 155 CDP, "Over 100 global cities get majority of electricity from renewables", 27 February 2018, <https://www.cdp.net/en/articles/cities/over-100-global-cities-get-majority-of-electricity-from-renewables>.
  - 156 Ibid.
  - 157 IFC, op. cit. note 117.
  - 158 Ibid.
  - 159 US Department of Energy, "Property Assessed Clean Energy programs", <https://www.energy.gov/eere/slsc/property-assessed-clean-energy-programs>, viewed 8 May 2019; Kathi Ko and Ben Rosenblatt, "Land value capture 101: How to fund infrastructure with increased property values", *Tri-State Transportation Campaign*, 19 August 2013, <http://blog.tstc.org/2013/08/19/land-value-capture-101-how-to-fund-infrastructure-with-increased-property-values/>; World Bank, "Infrastructure and public-private partnerships", <https://www.worldbank.org/en/topic/publicprivatepartnerships/overview>, updated 5 April 2018; Climate Bonds Initiative, "Bonds overview", <https://www.climatebonds.net/resources/understanding/bonds-overview>, viewed 8 May 2019; Daniela Patti and Levante Polyák, *Funding the Cooperative City: Community Finance and the Economy of Civic Spaces* (Vienna: Cooperative City Books, 2017), [https://cooperativecity.org/wp-content/uploads/2017/11/Funding-the-Cooperative-City\\_Community-Finance-and-the-Economy-of-Civic-Spaces.pdf](https://cooperativecity.org/wp-content/uploads/2017/11/Funding-the-Cooperative-City_Community-Finance-and-the-Economy-of-Civic-Spaces.pdf); IFC, *DFI Working Group on Blended Concessional Finance for Private Sector Projects* (Washington, DC: 2018), [https://www.ifc.org/wps/wcm/connect/9ae7c66a-d269-4707-9f4d-0fb79947ede8/201810\\_DFI-Blended-Finance-Report.pdf?MOD=AJPERES](https://www.ifc.org/wps/wcm/connect/9ae7c66a-d269-4707-9f4d-0fb79947ede8/201810_DFI-Blended-Finance-Report.pdf?MOD=AJPERES); see also IRENA, IEA and REN21, op. cit. note 115.
  - 160 Climate Bonds Initiative, personal communication with REN21, 4 April 2019.
  - 161 Ibid.
  - 162 Marta Steeman, "First green bonds for commercial properties offered to investors", *Stuff*, 7 March 2019, <https://www.stuff.co.nz/business/111037312/first-green-bonds-for-commercial-properties-offered-to-investors>.
  - 163 "Global recognition for Auckland leadership on climate action", *OurAuckland*, 20 December 2018, <http://ourauckland.aucklandcouncil.govt.nz/articles/news/2018/12/global-recognition-for-auckland-leadership-on-climate-change/>; CDP, "2017 – Cities Renewable Energy Targets, Map", <https://data.cdp.net/Renewable-Energy/2017-Cities-Renewable-Energy-Targets-Map/xe6h-je5w>, viewed 18 January 2019.
  - 164 "Global recognition for Auckland leadership on climate action", op. cit. note 163; op. cit. note 163.
  - 165 European Bank for Reconstruction and Development, "GrCF – Banja Luka District Heating", <https://www.ebrd.com/work-with-us/projects/psd/grcf-banja-luka-district-heating.html>, viewed 17 May 2019.
  - 166 IPE, "Total global AUM table 2018", <https://www.ipe.com/top-400/total-global-aum-table-2018/10007066.article>, viewed 8 May 2019.
  - 167 Emily Creamer et al., "Community energy: Entanglements of community, state, and private sector", *Geography Compass*, vol. 12, no. 7 (2018), pp. 1–16, <https://onlinelibrary.wiley.com/doi/full/10.1111/gec3.12378>; Arwen D. Colell and Angela Pohlmann, "Community energy projects redefining energy distribution systems: Examples from Berlin and Hamburg", in Fanny Lopez, Margot Pellegrino and Olivier Coutard, *Local Energy Autonomy: Spaces, Scales, Politics, Volume 1* (London: ISTE, 2019).
  - 168 Kacper Szulecki, "Conceptualizing energy democracy", *Environmental Politics*, vol. 27, no. 1 (2018), pp. 21–41, <https://www.tandfonline.com/doi/full/10.1080/09644016.2017.1387294>.
  - 169 Yael Parag and Benjamin K. Sovacool, "Electricity market design for the prosumer era", *Nature Energy*, vol. 1, no. 16032 (2016), pp. 1–6, <https://www.nature.com/articles/nenergy201632>.
  - 170 IEA's Implementing Agreement for Renewable Energy Technology Deployment (IEA-RETD), *Residential Prosumers – Drivers and Policy Options (Re-prosumers)* (Paris: 2014), [http://iea-retd.org/wp-content/uploads/2014/09/RE-PROSUMERS\\_IEA-RETD\\_2014.pdf](http://iea-retd.org/wp-content/uploads/2014/09/RE-PROSUMERS_IEA-RETD_2014.pdf); IEA-RETD, *Tapping the Potential of Commercial Prosumers* (Utrecht, The Netherlands: 2016), <http://iea-retd.org/wp-content/uploads/2016/08/RE-COM-PROSUMERS-Report.pdf>; UNIDO, *Industrial Prosumers of Renewable Energy: Contribution to Inclusive and Sustainable Industrial Development* (Vienna: 2015), [https://www.unido.org/sites/default/files/2015-04/PROSUMERS\\_Energy\\_0.pdf](https://www.unido.org/sites/default/files/2015-04/PROSUMERS_Energy_0.pdf).
  - 171 Bundesverband Solarwirtschaft e.V. (BSW-Solar), "Statistische Zahlen der deutschen Solarstrombranche" (Berlin: March 2019), [https://www.solarwirtschaft.de/fileadmin/user\\_upload/bsw\\_faktenblatt\\_pv\\_2019\\_3.pdf](https://www.solarwirtschaft.de/fileadmin/user_upload/bsw_faktenblatt_pv_2019_3.pdf); Solaray Energy, "How many solar systems are there in Australia?" 8 December 2018,

- <https://solaray.com.au/how-many-solar-systems-are-there-in-australia/>; Centre for Public Impact, "The Solar Home Systems initiative in Bangladesh", 20 October 2017, <https://www.centreforpublicimpact.org/case-study/solar-home-systems-bangladesh/>; Becky Beetz, "Japan: Disappointing first auction; plans for 200GW solar by 2050", *pv magazine*, 22 January 2018, <https://www.pv-magazine.com/2018/01/22/japan-disappointing-first-auction-plans-for-200-gw-solar-by-2050/>.
- 172 Intec, *The Nigerian Energy Sector: An Overview with a Special Emphasis on Renewable Energy, Energy Efficiency and Rural Electrification*, 2nd Edition (Abuja, Nigeria: Deutsche Gesellschaft für Internationale Zusammenarbeit (GIZ) GmbH, Nigerian Energy Support Programme and Federal Ministry of Power, June 2015), p. 74, <https://www.giz.de/de/downloads/giz2015-en-nigerian-energy-sector.pdf>.
- 173 BSW-Solar, op. cit. note 171.
- 174 eThikwani Municipality, "Tariff details", [http://www.durban.gov.za/City\\_Services/electricity/Generation/Pages/Tariff-Details.aspx](http://www.durban.gov.za/City_Services/electricity/Generation/Pages/Tariff-Details.aspx), viewed 16 May 2019; City of Cape Town, *Requirements for Small-scale Embedded Generation* (Cape Town, South Africa: 21 August 2018), <http://resource.capetown.gov.za/documentcentre/Documents/Procedures%2C%20guidelines%20and%20regulations/Requiremenst%20for%20Samll-Scale%20Embedded%20Generation.pdf>; GfK Belgium consortium, *Study on 'Residential Prosumers in the European Energy Union'* (Brussels: European Commission, May 2017), [https://ec.europa.eu/commission/sites/beta-political/files/study-residential-prosumers-energy-union\\_en.pdf](https://ec.europa.eu/commission/sites/beta-political/files/study-residential-prosumers-energy-union_en.pdf); Dubai Electricity & Water Authority, "Shams Dubai", <https://www.dewa.gov.ae/en/customer/innovation/smart-initiatives/shamsdubai>, viewed 18 April 2019.
- 175 Beyond Zero Emissions, ICLEI – Local Governments for Sustainability (ICLEI Oceania) and Ironbark Sustainability, *Australian Local Government Climate Review 2018* (Melbourne: 2018), <http://media.bze.org.au/ZCC/Australian%20Local%20Government%20Climate%20Review%20FINAL.pdf>.
- 176 US Environmental Protection Agency, "Utility green power products", <https://www.epa.gov/greenpower/utility-green-power-products>, viewed 15 May 2019.
- 177 Eric O'Shaughnessy, Jenny Heeter, and Jenny Sauer, *Status and Trends in the U.S. Voluntary Green Power Market (2017 Data)* (Golden, CO: US National Renewable Energy Laboratory (NREL), 2018), <https://www.nrel.gov/docs/fy19osti/72204.pdf>.
- 178 Paul Ciampoli, "Public power utilities make NREL top 10 lists for green pricing programs", *American Public Power Association*, 4 June 2018, <https://www.publicpower.org/periodical/article/public-power-utilities-make-nrel-top-10-lists-green-pricing-programs>.
- 179 Gordon Walker and Patrick Devine-Wright, "Community renewable energy: What should it mean?" *Energy Policy*, vol. 36, no. 2 (2008), pp. 497-500, <https://www.sciencedirect.com/science/article/pii/S0301421507004739>; REN21, op. cit. note 55.
- 180 German Cooperation, "2nd Thai-German Community-based Renewable Energy Conference 2016", [https://www.thai-german-cooperation.info/en\\_US/2nd-thai-german-community-based-renewable-energy-conference-2016/](https://www.thai-german-cooperation.info/en_US/2nd-thai-german-community-based-renewable-energy-conference-2016/), viewed 16 May 2019; The Beam, "The community power movement is on the rise in Japan", *Medium*, 13 February 2017, <https://medium.com/thebeammagazine/community-power-gears-up-global-renewable-energy-movement-dccbc184fea6>; Natural Resources Canada, "Integrated Urban Community Energy Project", <https://www.nrcan.gc.ca/energy/funding/current-funding-programs/eii/16159>, viewed 16 May 2019; Eric O'Shaughnessy, NREL, "Community solar: Status, trends, legal and financing issues", webinar, 9 March 2016, [https://www.epa.gov/sites/production/files/2016-03/documents/webinar\\_20160309\\_oshughnessy.pdf](https://www.epa.gov/sites/production/files/2016-03/documents/webinar_20160309_oshughnessy.pdf).
- 181 Ksenia Chmutina et al., "Concern or compliance? Drivers of urban decentralised energy initiatives", *Sustainable Cities and Society*, vol. 10 (2014), pp. 122-129, <https://doi.org/10.1016/j.scs.2013.07.001>.
- 182 Josh Roberts, REScoop, personal communication with REN21, 16 April 2019.
- 183 Ibid.
- 184 Ibid.
- 185 Community Power Agency, <http://cpagency.org.au/>, viewed 10 May 2019; The Beam, op. cit. note 180.
- 186 US Solar Energy Industries Association, "Community solar", <https://www.seia.org/initiatives/community-solar>, viewed 9 May 2019.
- 187 O'Shaughnessy, op. cit. note 180.
- 188 Community Power and Friends of the Earth Ireland, "Community energy", [https://www.foe.ie/download/pdf/supporting\\_communities\\_in\\_renewable\\_energy.pdf](https://www.foe.ie/download/pdf/supporting_communities_in_renewable_energy.pdf), viewed 17 May 2019



# RENEWABLES IN CITIES 2019 GLOBAL STATUS REPORT

**REN21 Secretariat**  
c/o UN Environment  
1 rue Miollis  
Building VII  
75015 Paris  
France

[www.ren21.net](http://www.ren21.net)

